



Nagindas Khandwala College
MAINTANANCE OF PHYSICAL FACILITIES AND ACADEMIC & SUPPORT FACILITIES

SR. NO.	LEDGER	1-Apr-2019 to 31-Mar-2020			
		NK AIDED	NKSF	PG	TOTAL
	PHYSICAL FACILITIES				
1	<i>Security Service Charges</i>	700500.00	598322.00		1298822.00
2	HOUSE KEEPING EXPENSES	70000.00	224000.00		294000.00
3	EQUIPMENT	165195.50	20500.00		185695.50
4	TELEPHONE CHARGES	66040.38	89835.61		155875.99
5	COMPUTER	860600.00	8500.03		869100.03
6	<i>Electricity Charges</i>	3002320.00	4409632.00	951990.00	8363942.00
	TOTAL (A) ----->>>>>	4864655.88	5350789.64	951990.00	11167435.52
	ACADEMIC AND SUPPORT FACILITIES				
7	FURNITURE AND FIXTURE	11210.00	3540.00		14750.00
8	LIBRARY BOOKS	169479.00	180211.00	78029.00	427719.00
9	Advertisement		264620.58	13608.00	278228.58
10	BINDING CHARGES	5750.00		1700.00	7450.00
11	CAREER FAIR EXPENSES				0.00
12	COLLEGE MAGAZINE EXPENSE	345675.20	273459.20	68364.80	687499.20
13	EXAMINATION EXPENSES	3322595.55	2697293.55	306745.69	6326634.79
14	GYMKHANA EXPENSES	449800.86	28588.00	13656.00	492044.86
15	KHANDWALA TIMES	21181.00			21181.00
16	LABORATARY EXPENSES				0.00
17	LIBRARY EXPENSES	12706.00			12706.00
18	LIBRARY SUBSCRIPTION	43087.00	166483.00	34490.00	244060.00
19	PRINTING & STATIONERY	442549.70	601403.28	39848.80	1083801.78
20	REPAIR & MAINTENANCE	552159.36	227263.52		779422.88
21	SEMINAR AND CONFERENCE	349903.10	170857.00		520760.10
22	<i>Reading Room Expenses</i>	60106.00	8420.00		68526.00
	TOTAL (B) ----->>>>>	5786202.77	4622139.13	556442.29	10964784.19
	Grand Total (A + B)	10650858.65	9972928.77	1508432.29	22132219.71
	PAGE NUMBER----->>>>>				662 TO 873

SEMINAR CONFERENCE
 REGISTRATION FEES
 NATIONAL CONFERENCE

PRINCIPAL

NAGINDAS KHANDWALA COLLEGE OF COMMERCE
 ARTS & MANAGEMENT STUDIES AND SHANTABEN
 NAGINDAS KHANDWALA COLLEGE OF SCIENCE
 (AUTONOMOUS)
 MALAD (W), MUMBAI - 400 084


NAGINDAS KHANDWALA COLLEGE OF COMMERCE, ARTS AND MANAGEMENT STUDIES AND SHANTABEN NAGINDAS KHANDWALA COLLEGE OF SCIENCE
BALANCE SHEET AS ON 31ST MARCH, 2020 (AIDED)

2018-19	LIABILITIES	RS.	2019-20	2018-19	ASSETS	RS.	2019-20
	EARMARKED FUND				FIXED ASSETS		
16,36,145	Development Fund	16,36,145		17,76,322	Furniture & Fixtures	16,20,620	
55,36,417	Students Welfare Fund	55,40,651		24,367	Add: Purchases during the year	11,210	
3,00,000	Utilization of Caution Money	3,00,000	74,76,796	18,00,689		16,31,830	
	V. C. Fund			1,80,069	Less: Depreciation	1,63,183	14,68,647
74,72,562				16,20,620			
	INCOME EXPENDITURE A/C			8,98,016	Library Books	8,00,180	
	As per Last Year Balance Sheet			3,02,193	Add: Purchases during the year	1,69,479	
	Excess of Income during the year	68,15,091		12,00,209		9,69,659	
	Less: Trf. To Malad Kandivali Edu. Society	68,15,091		4,00,029	Less: Depreciation	3,23,187	6,46,472
				8,00,180			
	CURRENT LIABILITIES						
	Research Grant			10,77,633	Equipment	10,49,746	
30,000	Recovery of Staganant			88,752	Add: Purchases during the year	1,65,196	
	University Exam Fees & Remuneration Fees			11,66,385		12,14,942	
	Alumni Association Fees			1,16,639	Less: Depreciation	1,21,495	10,93,447
14,829	Alumni Association SAF	20,829		10,49,746			
46,020	Sundry Creditors						
97,000	NAAC	97,000	63,85,029				
62,67,200	Tuition Fees (JD)	62,67,200					
64,55,049				2,91,574	Computer	5,67,321	
				6,53,961	Add: Purchases during the year	8,60,600	
3,65,050	Caution Money	4,97,800		9,45,535		14,27,921	
6,08,600	Library Deposits	8,29,000	13,26,800	3,78,214	Less: Depreciation	5,71,168	8,56,753
9,73,650				5,67,321			
	C.S.Dept.	20,672			CURRENT ASSETS		
	TDS on Payment to Contractor	8,790	52,962	33,31,648	Bank Balance With		
	TDS on Payment to Professional fees	23,500		3,57,379	The Malad Sahakari Bank Ltd.		
			21,233	10,13,850	A/c No. 112 (Non-salary)	11,93,607	
	N.S.S.			4,945	Bank of Maharashtra - Salary	3,27,308	
				4,91,095	HDFC Bank	7,81,712	
				51,98,916	State Bank of India	5,116	
					Punjab National Bank	5,29,931	28,37,674
				31,10,000			
				1,44,766	Non-Salary Grant Receivable	31,10,000	
				32,54,766	Electricity Deposits	1,44,766	32,54,766
				35,000	Loans & Advances:		
					Advance	5,04,000	
				5,00,000	Advance - Autonomy	35,000	
					Nagindas Khandwala (UGC)	5,00,000	
				5,00,000	Nagindas Khandwala (SELF FINANCE)		
				1,07,200	Nagindas Khandwala (B.Voc)	5,00,000	
				11,42,200	Advance Salary Grant	1,07,200	16,46,200
				12,67,512	Cash in Hand		3,620
					Malad Kandivali Education Society		34,52,421
					Scholarship from other Sources		2,821
1,49,01,261	TOTAL		1,52,62,820	1,49,01,261	TOTAL		1,52,62,820


PRINCIPAL

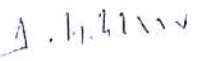
**NAGINDAS KHANDWALA COLLEGE OF COMMERCE
 ARTS & MANAGEMENT STUDIES AND SHANTABEN
 NAGINDAS KHANDWALA COLLEGE OF SCIENCE
 (AUTONOMOUS)
 MALAD (W), MUMBAI - 400 084**

Examined and found correct
 as per our report of even date
 For Manish Chokshi & Co.
 Chartered Accountants.

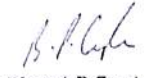

 Manish R Chokshi
 Place : Mumbai.
 Date : 28th December 2020




 Hasmukh D. Rambhia
 Trustee / President


 Digant H. Upadhyaya
 Hon. Secretary


 Haresh H. Vira
 Treasurers



 Bharat P. Gupta
 Treasurers

669

2020.21055165AAAAAA7153

NAGINDAS KHANDWALA COLLEGE OF COMMERCE, ARTS MANAGEMENT STUDIES AND SHANTABEN NAGINDAS KHANDWALA COLLEGE OF SCIENCE
INCOME & EXPENDITURE ACCOUNT FOR THE YEAR ENDED 31ST MARCH 2020 (AIDED)

2018-19	EXPENDITURE	2019-20	2018-19	INCOME	2019-20
98,208	To Advertisement Charges		4,27,200	By Admission Processing Fees	4,46,875
53,000	To Affiliation Fees	38,000	40,00,000	By Autonomy Grant	
8,477	To Allowances	1,985	86,200	By Comp / Pay Fees/ Vocational Fees	1,400
1,07,970	To Audit Fees	64,000	64,200	By Computer Practical Fees	1,14,000
1,69,473	To Autonomy Expenses	6,14,617	21,400	By D.R.F	14,110
	To Autonomy Grant	1,52,200	10,57,000	By Development Fees	22,07,225
6,108	To Bank Charges	1,787	6,050	By Document Verification Fees	16,100
15,820	To Binding Charges	5,750	42,370	By E - Charges	36,610
	To Cash Allowances	3,600	1,06,000	By E. Suvdha	71,400
1,18,555	To College Day Expenses	98,302	15,620	By Enrollment Fees	24,080
3,59,925	To College Magazines	3,45,675	30,000	By Element of Operation Research	42,000
89,787	To Computer Expenses	5,02,210	50,80,790	By Examination Fees	63,68,335
1,59,503	To Conveyance Expenses	2,22,235		By Exam Improvement Fees	2,000
24,500	To Convocation Ceremony			By Facility Charges	52,19,600
8,290	To D.R.F	7,620	3,07,873	By Forfeiture of Fees	3,80,789
10,74,951	To Depreciation	11,79,033	70,000	By French Fees	1,05,000
8,290	To E - Charges	7,580	85,800	By Group Insurance	1,09,840
41,450	To E. Suvdha	38,050	8,46,300	By Gymkhana Fees	5,92,400
13,89,060	To Electricity Charges	36,02,330	2,21,800	By Identity Card	2,32,050
16,33,634	To Examination Expenses	33,22,500	60,699	By Inter. Univ. Sports and cult	99,075
11,64,173	To Extra Curricular Activities	9,14,804	2,03,716	By Interest From Bank	4,18,129
7,500	To Facilitation Charges		46,400	By Jee Exam	
26,000	To Garden expenses	39,000	84,200	By Laboratory Fees	1,56,700
81,304	To Group Insurance	85,006	4,22,600	By Library Fees	4,46,400
6,69,351	To Gymkhana Expenses	4,49,894	2,11,300	By Magazine / Cultural Fees	2,23,200
59,232	To House Keeping Expenses	70,000	33,45,008	By Miscellaneous Income	11,87,083
1,45,730	To Identity Card	1,89,780	7,38,400	By Online Course Fees	400
76,756	To Inter. Univ. Sports and cult.	37,272	24,800	By Online Exam Fees	
88,379	To IQAC	45,115	5,28,750	By Other Fees & extra curricular activities	5,57,750
2,09,011	To ISO9000-2008	73,637	9,000	By Project Fees	
57,418	To Khandwala Times & Publishing House	21,181	78,091	By Recovery of fees (previous yr start)	2,79,163
300	To Legal Expenses	33,590	6,91,46,745	By Salary Grant	7,96,24,769
7,965	To Library Expenses	12,706		By Sale of Admission Forms	2,74,200
79,801	To Library Subscription	43,087	7,73,163	By Short Term Course	15,23,122
10,50,000	To Maintenance Charges	10,50,000	34,100	By T.C. Fees	31,700
40,507	To Miscellaneous Expenses	16,226	3,95,750	By Transcript Fees	3,01,200
1,53,127	To Municipal Taxex (Property Tax)	3,23,584		By Tuition Fees	17,76,000
1,48,029	To NSS	1,20,446	18,59,800	By Tuition Fees (unaided)	3,10,406
19,061	To Postage & Revenue Stamp	20,313	5,28,500	By Utility Fees	5,57,750
4,93,169	To Printing and Stationery	4,42,550	12,84,640	By University Exam. Fees	
96,369	To Prize Distribution Expenses	18,803	5,49,910	By Alumni Assoc. Fees	55,950
1,00,000	To Professional fees	2,12,488	4,08,340	By V. C. Fund	13,310
3,43,700	To Professional fees for visiting faculty	3,65,200		By Unaided Fees	8,92,010
61,522	To Reading Room Expenses	60,100		By World Wide ITEN Exam	9,438
18,85,018	To Repairs & Maintenance	5,52,159			
6,91,39,014	To Salaries	7,36,24,769			
6,70,366	To Salary (adhoc)	14,41,797			
5,57,873	To Security Service Charges	7,00,500			
1,37,089	To Seminar & Conference	3,19,903			
2,31,177	To Software Development	7,97,621			
	To Short Term Course Expenses	10,299			
2,10,863	To Staff Welfare Expenses	1,59,335			
10,332	To Student Aid Fund (Books)	24,883			
93,296	To Telephone Charges	66,040			
10,200	To Uniforms to peons & washing allowances	57,988			
55,576	To Water Charges	95,957			
45,64,800	To Tuition Fees				
4,31,880	To University Sports Cult.Act Expenses	65,938			
	To University Exam Fees	7,856			
52,46,225	To Excess Of Income Over Expenditure	68,15,091			
9,38,03,115		9,90,21,299	9,38,03,115		9,90,21,299



PRINCIPAL
 NAGINDAS KHANDWALA COLLEGE OF COMMERCE
 ARTS & MANAGEMENT STUDIES AND SHANTABEN
 NAGINDAS KHANDWALA COLLEGE OF SCIENCE
 (AUTONOMOUS)
 MALAD (W), MUMBAI - 400 064

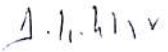
Examined and found correct as per our report of even date For Manish Chokshi & Co. Chartered Accountants.


Manish R Chokshi

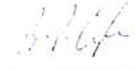
Place : Mumbai.

Date: 28th December 2020


 Hasmukh D. Rambhila
 Trustee / President


 Digant H. Upadhyaya
 Hon. Secretary


 Laxesh H. Vira


 Bharat P. Gupta
 Treasurers

NAGINDAS KHANDWALA COLLEGE OF COMMERCE, ARTS MANAGEMENT STUDIES AND SHANTABENAGINDAS KHANDWALA COLLEGE OF SCIENCE
UNAIDED SECTION
BALANCE SHEET AS ON 31ST MARCH, 2020

2018-2019	LIABILITIES	2019-2020	2018-2019	ASSETS	2019-2020
58,47,257	EARMARKED FUNDS Student welfare Fund		59,10,956	FIXED ASSETS	
				Furniture & Fixture	
	INCOME & EXPENDITURE A/C		17,86,521	As per last year Balance sheet	16,17,958
	As per last year Balance sheet		11,210	Add: Purchased during the year	3,540
1,06,48,176	Add: Excess of Income over Expenditure	2,70,94,114	17,97,731		16,21,498
			1,79,773	Less: Depreciation	1,62,150
1,06,48,176	Less: Transfer to Malad Kandivali Education - Society	2,70,94,114	16,17,958		14,59,348
				Office Equipments	
	CURRENT LIABILITIES		21,86,032	As per last year Balance sheet	29,09,884
			10,47,172	Add: Purchased during the year	20,500
18,330	TDS (Contractor)	2,920	32,33,204		29,30,384
2,00,000	The BSGD.S' Jr. College (Aided)	2,00,000	3,23,320	Less: Depreciation	2,93,038
-	Sundry Creditor	3,38,368	29,09,884		26,37,346
2,71,850	Cautions Money	3,82,550		Library Books	
4,64,850	Library Deposits	8,03,750	11,12,900	As per last year Balance sheet	9,84,499
11,85,600	Laboratory Deposit	15,90,000	3,63,775	Add: Purchased during the year	1,80,211
21,40,630			14,76,675		11,64,710
			4,92,176	Less: Depreciation	3,88,198
			9,84,499		7,76,512
4,90,596	Malad Kandivali Education Society		1,05,84,712	Computers & Printers	
				As per last year Balance sheet -	15,53,415
				Add: Purchased during the year	8,500
					15,61,915
				Less: Depreciation	6,24,766
					9,37,149
				CURRENT ASSETS	
				Sundry Debtors	
				Bank Balance	
				The Malad Sahakari Bank Ltd A/C NO 160	20,93,442
				HDFC Bank	9,73,899
				State Bank of India	16,024
					30,83,365
				Receivable From:	
				NK - Finplan International Education LLP	14,76,411
				NK - DSACTED	20,78,201
				NK - Kashida Fashion Institute	9,45,326
				NK - NASM	53,86,693
					98,86,631
				Loans & Advances	
				Advance	8,95,000
				Cash In Hand	2,660
				Seed Money Research	1,35,245
84,78,483	TOTAL	1,98,13,256	84,78,483	TOTAL	1,98,13,256

PRINCIPAL
NAGINDAS KHANDWALA COLLEGE OF COMMERCE
ARTS & MANAGEMENT STUDIES AND SHANTABEN
NAGINDAS KHANDWALA COLLEGE OF SCIENCE
(AUTONOMOUS)
MALAD (W), MUMBAI - 400 064

Examined and found correct
as per our report of even date
For Manish R Chokshi & Co.
Chartered Accountants.

Manish R Chokshi
Place : Mumbai.

Date : 28th December, 2020.



Hasmukh D. Rambhia

Hasmukh D. Rambhia
Trustee / President

D. G. Ghiliv

Digant H. Upadhyaya
Hon. Secretary

Haresh H. Vira

Haresh H. Vira

Bharat P. Gupta

Bharat P. Gupta
Treasurers

UDIN - 21036865AAAAAA7153

NAGINDAS KHANDWALA COLLEGE OF COMMERCE, ARTS MANAGEMENT STUDIES AND SHANTABEN NAGINDAS KHANDWALA COLLEGE OF SCIENCE
UNAIDED SECTION

INCOME & EXPENDITURE ACCOUNT FOR THE PERIOD ENDED 31st MARCH, 2020


2018-2019	EXPENDITURE	2019-2020	2018-2019	INCOME	2019-2020
2,37,128	To Advertisement	2,64,621	3,86,200	By Admission Processing Fees	4,18,400
80,000	To Affiliation Fees	60,000	3,04,799	By Bank Interest	9,76,181
2,78,343	To Allowances	13,56,127	11,58,000	By Co-Curri & Extra Curri Activity	12,55,200
28,000	To Alumni get together	-	1,91,300	By College Magazine Fees	2,09,800
45,000	To Annual Day	-	23,84,000	By Computer Practical Fees	25,42,030
2,045	To Bank Charges	1,267	30,000	By Conference Hall Charges	-
4,06,459	To College Magazine	2,73,459	1,54,180	By Convocation Ceremony Fees	1,39,142
3,39,900	To Computer Expenses	1,27,163	9,56,500	By Development Fees	14,40,600
2,886	To Conveyance	5,841	19,260	By Disaster Relief Fund	20,900
1,19,847	To Convocation Ceremony	1,21,557	1,750	By Document Verification Fee	8,000
20,30,881	To Depreciation	14,68,152	38,280	By E-Charges	40,480
7,860	To Disaster Relief Fund	25,980	16,180	By Enrolment Fees	22,490
7,900	To E.Charges	25,780	95,650	By E-suidha	1,04,694
28,43,032	To Electricity Charges	44,09,632	47,29,230	By Examination Fees	54,28,108
38,900	To E-suidha	1,29,900	-	By Facility Fees	41,53,000
19,54,686	To Examination Expenses	26,97,294	3,35,808	By Forfiture of Fees	4,41,817
6,76,852	To Extra Curricular Activities	5,34,226	77,200	By Group Insurance	83,640
4,500	To Facilitation Charges	5,000	7,65,200	By Gymkhana Fees	8,20,800
76,308	To Gymkhana expenses	28,588	1,93,000	By I-Card	2,09,100
40,000	To Garden Maintainence	39,000	6,000	By Industrial Visit Fees	-
10,002	To Gandhian Studies	13,500	39,48,000	By Laboratory Fees	41,86,880
-	To Gratuity Fund	12,86,429	11,21,400	By Library Fees	11,97,139
74,176	To Group Insurance	80,978	34,97,379	By Miscellaneous Income	12,70,243
2,44,750	To House Keeping Charges	2,24,000	19,100	By NSS	20,890
1,08,560	To Internal Audit Fees	64,310	4,78,495	By Other Fees	5,52,250
1,39,173	To Library Subscription	1,66,483	10,87,300	By Project Fees	11,30,600
5,000	To Library Exp	-	7,35,155	By Recovery of Fees	6,92,163
35,00,000	To Maintenance Charges (Rent)	35,00,000	-	By Sale of Admission Form	11,30,401
6,56,658	To Management Contribution to P.F	6,42,000	68,100	By Sports & Cultural Activities	82,308
24,052	To Miscellaneous Expenses	6,608	14,34,554	By Short term Course	12,67,848
4,34,173	To Municipal Tax	4,28,100	2,58,91,200	By Tuition Fees	3,17,05,490
15,600	To NSS	51,960	4,78,250	By Utility Fees	5,22,250
3,06,918	To Online course Fees Exp	-	1,24,603	By Vocational Fees	7,88,100
19,444	To Postages & Revenue Stamp	1,16,659	3,01,340	By V. C. Fund	-
3,99,490	To Printing & Stationery	6,01,403	6,51,640	By Inter Collegiate Festival	6,72,224
24,96,547	To Professional Fees to Visiting Faculty	21,75,697	3,41,729	By Alumni Association Fees	51,275
33,200	To Professional Tax Late Fees	-	-	-	-
7,427	To Reading Room Expenses	8,420	-	-	-
19,60,464	To Repairs & Maintenance	2,27,264	-	By Surplus from below courses	-
2,03,94,868	To Salaries	2,32,24,268	-	NK - DSACTED	20,78,201
6,797	To Seminar & Conference	1,70,857	-	NK - FIE	14,76,411
5,26,994	To Security Service Charges	5,98,322	-	NK - KFI	9,45,326
-	To Short Term Courses	79,234	-	NK - NASM	53,86,693
1,93,455	To Sports & Cultural Activities	2,17,884	-	-	-
58,021	To Staff Welfare Expense	44,629	-	-	-
-	To Staff Group Insurance	3,63,989	-	-	-
4,48,754	To Software Development	3,84,000	-	-	-
66,209	To Telephone Charges	89,835	-	-	-
21,348	To Uniform & Washing Allowance	26,906	-	-	-
-	To V.C.Fund	9,640	-	-	-
1,06,48,176	To Excess of Income over Expenditure	2,70,94,114	-	-	-
5,20,20,782	TOTAL	7,34,71,074	5,20,20,782	TOTAL	7,34,71,074

(Signature)

PRINCIPAL

NAGINDAS KHANDWALA COLLEGE OF COMMERCE
ARTS & MANAGEMENT STUDIES AND SHANTABEN
NAGINDAS KHANDWALA COLLEGE OF SCIENCE
(AUTONOMOUS)
MALAD (W), MUMBAI - 400 064

Examined and found correct
as per our report of even date
For Manish Chokshi & Co
Chartered Accountants
(Signature)
Manish R Chokshi
Place : Mumbai.
Date : 28th December 2020.



(Signature)
Hasmukh D. Rambhia
Trustee / President

(Signature)
Digant H. Upadhyaya
Hon. Secretary

(Signature)
Harsh H. Vira
Treasurers

(Signature)
Bharat P. Gupta
Treasurers

Digant H. Upadhyaya
Hon. Secretary

Harsh H. Vira
Treasurers

UDIN - 21036865AAAAAA7153

671

2018-2019	LIABILITIES		2019-2020	2018-2019	ASSETS		2019-2020
	<u>EARMARKED FUND</u>				<u>FIXED ASSETS</u>		
3,14,800	College Development Fund	3,14,800		93,472	Computer Lab.	56,083	
7,14,490	Student Welfare Fund	5,66,153	8,80,953	-	Add : purchase during the year	-	
10,29,290				37,390	Less : Depreciation	22,433	33,650
				56,083			
	<u>Income & Expenditure Account</u>			1,26,405	Office Equipments	1,13,764	
	As per last year Balance sheet			-	Add : purchase during the year	-	
33,411	Excess of Income during the year	31,83,184		1,26,405		1,13,764	
33,411	Less : Transferred to Malad Kandivli Education - Society	31,83,184		12,641	Less : Depreciation	11,376	1,02,388
				1,13,764			
	<u>CURRENT LIABILITIES</u>			99,801	Furniture & Fixture	89,821	
372	Sundry Creditor	-		-	Add : purchase during the year	-	
51,900	Caution Money	96,750		9,980	Less : Depreciation	8,982	80,839
86,541	Library Deposit	1,40,791		89,821			
43,776	Laboratory Deposit	78,136	3,16,437	4,18,211	Library Books	3,72,777	
760	Scholarship	760		1,40,927	Add : purchase during the year	78,029	
1,83,349				5,59,138		4,50,806	
				1,86,361	Less : Depreciation	1,50,253	3,00,553
				3,72,777			
				12,75,176	CURRENT ASSETS		
				-	Bank Balance with The Malad Sahkari Bank	6,28,776	
				-	HDFC Bank	2,27,964	8,56,740
6,94,982	Malad Kandivli Education Society		1,77,666	-	Cash In Hand		885
19,07,621	TOTAL		13,75,055	19,07,621	TOTAL		13,75,055

PRINCIPAL

NAGINDAS KHANDWALA COLLEGE OF COMMERCE
ARTS & MANAGEMENT STUDIES AND SHANTABEN
NAGINDAS KHANDWALA COLLEGE OF SCIENCE
(AUTONOMOUS)
MALAD (W), MUMBAI - 400 084

Examined and found correct
as per our report of even date
For Manish Chokshi & Co.
Chartered Accountants.

Manish R Chokshi
Place : Mumbai.
Date : 28th December' 2020.



Hasmukh D. Rambhia
Hasmukh D. Rambhia
Trustee / President

Digant H. Upadhyaya
Digant H. Upadhyaya
Hon. Secretary

Haresh H. Vira
Haresh H. Vira

Bharat P. Gupta
Bharat P. Gupta
Treasurers

UDIN - 21036865AAAAAA7153

INCOME AND EXPENDITURE ACCOUNT FOR THE YEAR ENDED 31ST MARCH, 2020
 M.COM., M.Sc.IT., M.A. (P. G. COURSES)

2018-2019		EXPENDITURE	2019-2020	2018-2019		INCOME	2019-2020
		To Advertising	13,608	50,950	By Admission Processing Fee		37,500
90,000		To Affiliation Fees	1,30,000	520	By Ashwamedha Fees		3,180
640		To Ashwamedha Fees	-	46,600	By Computer/Internet Fees		42,500
1,315		To Bank Charges	670	500	By Convocation Fees		300
-		To Binding Charges	1,700	1,800	By D.R.F		1,780
-		To Computer Expenses	23,482	2,74,490	By Development Fees		4,63,510
5,390		To Conveyance Expenses	1,597	700	By Document Verification Fees		1,200
29,250		To Convocation Fees	17,250	3,600	By E-Charges		3,500
2,46,371		To Depreciation	1,93,044	500	By Eligibility Fees		500
790		To Disaster Relief Fund Expenses	1,700	8,800	By E-suvidha		7,600
1,560		To E-Charges Expenses	1,950	8,38,916	By Examination fees		3,36,485
19,65,620		To Electricity Charges	9,51,990	-	By Facility Charges		2,91,000
400		To Eligibility Expenses	3,300	40,040	By Forfiture of Fees		9,942
3,750		To E-Suvidha Expenses	7,350	66,310	By Gymkhana Fees		70,600
900		To Enrollment Fees (M.Com./MA)	-	15,278	By Group Insurance Fees		336
3,40,040		To Exam Expenses	3,06,746	24,600	By I. Card		26,000
17,000		To Extra Curricular Activity	5,000	64,467	By Interest from Bank		97,597
4,500		To Facilitation Charges	9,000	3,13,050	By Laboratory Fees		2,15,031
51,000		To Garden Maintenance	-	2,98,500	By Library Fees		4,24,000
5,716		To Gymkhana Expenses	13,656	18,230	By Magazine Fees		18,100
1,88,750		To House Keeping	-	2,68,589	By Misc. Income		56,121
10,722		To Library Subscription	34,490	1,02,000	By NET/SET Workshop		-
1,03,169		To Magazine	68,365	-	By N.S.S.		1,450
3,00,000		To Maintenance charges	3,00,000	2,55,930	By Other Fees/Extra Curricular Activity		2,40,030
-		To Misc. Expenses	25,000	68,600	By Practical Fees		1,93,020
-		To N.S.S.	1,700	1,52,400	By Project Fees		1,23,740
1,453		To Postage	1,525	1,51,873	By Recovery of Fees		2,95,181
4,382		To Printing & Stationery	39,849	1,625	By Registration Fees		-
13,98,850		To Professional Fee	10,03,875	57,500	By Research Methodology		-
-		To Registration Fees	2,465	-	By Seminar Fees - MA Psy.		12,000
1,770		To Repairs & Maintenance	-	73,900	By Short Term Course		2,14,600
4,54,311		To Security Service Charges	-	6,772	By Sport & Cultural Activity		3,49,898
29,000		To Short Term Course	3,318	-	By Student Welfare Fund		7,492
13,052		To Staff Welfare Expenses	6,517	1,700	By T. C. Fees		1,400
2,759		To Telephone Charges	-	25,300	By Transcript Fees		50,000
400		To Traveling Allowance	-	19,46,559	By Tuition Fees		27,08,876
40,000		To Salary	-	44,850	By Utility Fees		42,160
80		To V.C. Fund Expenses	2,540	4,500	By Alumni Fees		4,025
				49,580	By V. C. Fund		2,220
				-	By University Exam Fees		1,996
		To Excess of Income Over Expenditure	31,83,184	33,411	By Excess of Expenditure Over Income		-
53,12,940		TOTAL	63,54,870	53,12,940	TOTAL		63,54,870

Examined and found correct
 as per our report of even date
 For Manish Chokshi & Co.
 Chartered Accountants.

Manish R Chokshi
 Place : Mumbai.

Date : 28th December' 2020



Hasmukh D. Rambhia
 Trustee / President

Digant H. Upadhyaya
 Hon. Secretary

Haresh H. Vira

Treasurers

Bharat P. Gupta

PRINCIPAL

NAGINDAS KHANDWALA COLLEGE OF COMMERCE
 ARTS & MANAGEMENT STUDIES AND SHANTABEN
 NAGINDAS KHANDWALA COLLEGE OF SCIENCE
 (AUTONOMOUS)
 MALAD (W), MUMBAI - 400 064

UDIN - 21036865AAAAAA7153

675