



Autonomous (2016-17)

Malad Kandivli Education Society's
NAGINDAS KHANDWALA COLLEGE
 OF COMMERCE, ARTS & MANAGEMENT STUDIES
 AND SHANTABEN NAGINDAS KHANDWALA COLLEGE OF SCIENCE

(Re-accredited (3rd cycle) by NAAC with 'A' Grade)
 ISO 9001 : 2015 Certified

Educational Excellence Award By Indus Foundation, U.S.A.
 IMC Ramkrishna Bajaj National Quality Commendation Certificate

SR. NO.	LEDGER	1-Apr-2016 to 31-Mar-2017			TOTAL
		NK AIDED	NKSF	PG	
	PHYSICAL FACILITIES				
1	Security Service Charges	0.00	2106113.00	0.00	2106113.00
2	HOUSE KEEPING EXPENSES	0.00	831386.00	0.00	831386.00
3	EQUIPMENT	83850.00	414000.00	0.00	497850.00
4	TELEPHONE CHARGES	112346.00	68002.00	2272.00	182620.00
5	COMPUTER	168500.00	111000.00	27750.00	307250.00
6	Electricity Charges	781760.00	1221584.00	0.00	2003344.00
	TOTAL (A) ----->>>>	1146456.00	4752085.00	30022.00	5928563.00
	ACADEMIC AND SUPPORT FACILITIES				
7	FURNITURE AND FIXTURE	114495.00	125888.00	10125.00	250508.00
8	LIBRARY BOOKS	323691.00	288355.00	247149.00	859195.00
9	Advertisement	17328.00	17768.00	0.00	35096.00
10	BINDING CHARGES	7300.00	0.00	0.00	7300.00
11	CAREER FAIR EXPENSES	0.00	0.00	0.00	0.00
12	COLLEGE MAGAZINE EXPENSE	268400.00	271392.00	0.00	539792.00
13	EXAMINATION EXPENSES	1250682.00	815151.00	12859.00	2078692.00
14	GYMKHANA EXPENSES	468162.00	122257.00	0.00	590419.00
15	KHANDWALA TIMES	43348.00	0.00	0.00	43348.00
16	LABORATORY EXPENSES	0.00	1447.00	0.00	1447.00
17	LIBRARY EXPENSES	0.00	0.00	0.00	0.00
18	LIBRARY SUBSCRIPTION	85778.00	110500.00	25440.00	221718.00
19	PRINTING & STATIONERY	481984.00	457513.00	25986.00	965483.00
20	REPAIR & MAINTENANCE	433223.00	238896.00	350.00	672469.00
21	SEMINAR AND CONFERENCE	61582.00	6300.00	7700.00	75582.00
22	Reading Room Expenses	51966.00	6975.00		58941.00
	TOTAL (B) ----->>>>	3607939.00	2462442.00	329609.00	6399990.00
	Grand Total (A + B)	4754395.00	7214527.00	359631.00	12328553.00
	PAGE NUMBER-->>>>				1 TO 186

SEMINAR CONFERENCE	2016-2017	49582
REGISTRATION FEES		12000
NATIONAL CONFERENCE		0
		<u>61582</u>


PRINCIPAL
 NAGINDAS KHANDWALA COLLEGE OF COMMERCE
 ARTS & MANAGEMENT STUDIES AND SHANTABEN
 NAGINDAS KHANDWALA COLLEGE OF SCIENCE
 (AUTONOMOUS)
 MALAD (W), MUMBAI - 400 064


NAGINDAS KHANDWALA COLLEGE OF COMMERCE, ARTS AND MANAGEMENT STUDIES AND SHANTABEN NAGINDAS KHANDWALA COLLEGE OF SCIENCE
BALANCE SHEET AS ON 31ST MARCH, 2017

2015-16	LIABILITIES	RS.	2016-17	2015-16	ASSETS	RS.	2016-17
	RESERVES & SURPLUS				FIXED ASSETS		
1,636,145	Development Fund	1,636,145			Furniture & Fixtures		
1,213,948	Students Aid fund	1,240,086		2,194,873	Add: Purchases during the year	2,078,496	
300,000	Utilization of Caution Money	300,000		114,567		114,495	
339,560	V. C.FUND	383,300	3,559,531	2,309,440	Less : Depreciation	2,192,991	1,973,691
3,489,653				230,944		219,300	
	INCOME EXPENDITURE A/C			2,078,496			
2,379,568	Excess of Income during the year	3,464,519			Library Books		
2,379,568	LESS: Trf. To Malad Kandivali Education Society	3,464,519		1,371,037	Add: Purchases during the year	1,172,194	
				387,166		323,691	
	CURRENT LIABILITIES			1,758,203	Less : Depreciation	1,495,885	997,306
131,640	University Exam Fees & Remuneration Fees	222,011		586,009		498,578	
390,385	Alumni Association Fees	445,060		1,172,194			
6,000	Alumni Association SAF	12,000			Equipment		
24,000	Research Grant			822,040	Less: Reimbursement pervious year from UGC	961,236	
552,025			679,071	246,000	Add: Purchases during the year	482,870	
				1,068,040		83,850	
1,566,780	Caution Money	1,688,630		106,804	Less : Depreciation	562,216	505,994
2,797,845	Library Deposits	3,001,195		961,236		56,222	
4,364,625			4,689,825	120,000	Computer		
				112,500	Add: Purchases during the year	93,000	
				232,500		168,500	
3,815,068	Malad Kandivali Education Society		779,587	139,500	Less : Depreciation	261,500	104,600
	Scholarship (SC)		595	93,000		156,900	
					CURRENT ASSETS		
					Bank Balance With		
					The Malad Sahakari Bank Ltd.		
				3,936,137	A/c. No. 112 (Non-salary)	982,157	
				491,786	Bank of Maharashtra - Salary	368,143	
				983	State Bank of India	36,461	
				97,573	Punjab National Bank	315,290	1,702,051
				4,526,479			
				3,110,000	Non-Salary Grant Receivable	3,110,000	
				144,766	Electricity Deposits	144,766	3,254,766
				3,254,766			
					Loans & Advances:		
				28,000	Advance for Salary	63,000	
					Nagindas Khandwala (UGC)	500,000	
					Nagindas Khandwala (B.Voc)	500,000	
				107,200	Advance Salary Grant	107,200	1,170,200
12,221,371	TOTAL		9,708,609	12,221,371	TOTAL		9,708,609



PRINCIPAL

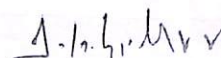
**NAGINDAS KHANDWALA COLLEGE OF COMMERCE
ARTS & MANAGEMENT STUDIES AND SHANTABEN
NAGINDAS KHANDWALA COLLEGE OF SCIENCE
(AUTONOMOUS)
MALAD (W), MUMBAI - 400 064**

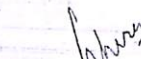
Examined and found correct
as per our report of even date
For Manish Chokshi & Co.
Chartered Accountants.

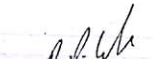

Manish R Chokshi
Place : Mumbai.
Date : 29th October' 2017




Hasrnuh D. Rambhia
Trustee / President



Digant H. Upadhyaya
Hon. Secretary


Haresh H. Vira


Bharat P. Gupta
Treasurers

NAGINDAS KHANDWALA COLLEGE OF COMMERCE , ARTS MANAGEMENT STUDIES AND SHANTABEN NAGINDAS KHANDWALA COLLEGE OF SCIENCE
INCOME & EXPENDITURE ACCOUNT FOR THE YEAR ENDED 31ST MARCH 2017


2015-16	EXPENDITURE	2016-17	2015-16	INCOME	2016-17
7,925	Advertisement Charges	17,328	438,200	Admission Processing Fees	437,600
	Affiliation Fees	18,000	32,000	Affiliation Fees	
38,450	Allowances	40,459	20,000	Career Guidance	64,383
161,212	Audit Fees	34,500	111,600	Comp./ Psy. Fees/ Vocational fees	96,600
2,476	Bank Charges	13,838		Convocation Ceremony	46,151
	Binding Charges	7,300	22,510	D.R.F	21,880
3,600	Cash Allowances	3,600	1,087,520	Development Fees	1,072,990
105,059	College Day Expenses	117,955	8,455	Document Verification Fees	8,650
244,955	College Magazines	268,400	46,090	E - Charges	42,920
38,278	Computer Expenses	215,414	120,895	E. Suvidha	109,350
188,336	Conveyance Expenses	201,443	36,000	Element of Operation Research	51,000
16,300	Convocation Ceremony		2,888,570	Examination Fees	2,811,315
22,360	D.R.F	21,870	262,287	Forfiture of Fees	215,839
1,063,257	Depreciation	931,000	44,920	Group Insurance	44,080
22,360	E - Charges	21,870	871,620	Gymkhana Fees	858,400
111,800	E. Suvidha	109,350	114,225	Identity card	118,548
979,290	Electricity Charges	781,760	79,290	Inter. Univ. Sports and cult.	77,256
47,745	Event Activities(Spring)		127,344	Interest From Bank	252,004
1,483,802	Examination Expenses	1,250,682		International Conference	295,882
814,846	Extra Curricular Activities	334,338	147,600	Laboratory Fees	128,800
125,730	Garden expenses	135,200	434,800	Library Fees	429,000
44,760	Group Insurance	43,680	216,900	Magazine / Cultural Fees	214,600
385,200	Gymkhana Expenses	468,162	114,919	Miscellaneous Income	98,609
27,839	House Keeping Expenses		17,860	Online Cource Fees	1,200
48,667	Insurance Premium	42,320	539,380	Other Fees & extra curricular activities	536,500
93,710	Inter. Univ. Sports and cult.	230,819	125,775	Recovery of fees (previous yr stdt)	88,921
29,585	International Conference		60,558,757	Salary Grant	68,047,614
25,434	IQAC	146,198		Salary	395,259
26,853	ISO9000-2008	138,136	372,020	Sale of Admission Forms	476,800
65,403	Khandwala Times & Publishing House	43,348		Software Development	9,750
41,600	Legal Expenses	720		Springz	265,162
20,000	Library Subscription	85,778	33,700	T.C. Fees	31,000
150,000	Maintenance Charges	250,000	84,150	Transcript Fees	120,500
47,000	Minority Educaitional Institution		1,607,200	Tuition Fees	1,355,260
25,778	Miscellaneous Expenses	140,750	1,217,600	Tuition Fees (unaided)	1,352,900
156,982	Municipal Taxex (Property Tax)	156,982	539,900	Utility Fees	536,500
	NAAC				
2,178	NSS	54,388			
60,145	Postage & Revenue Stamp	38,475			
620,328	Printing and Stationery	481,984			
84,776	Prize Distribution Expenses	83,558			
245,600	Professional fees for visiting faculty	302,950			
50,678	Reading Room Expenses	51,966			
22,052	Registration Fees	12,000			
750,284	Repairs & Mainenance	433,223			
60,448,428	Salaries	68,170,969			
164,497	Salary to visiting lect.	217,085			
320,697	Seminar & Conference	49,582			
215,735	Software Development				
83,289	Staff Welfare	132,997			
121,867	Telephone Charges	112,346			
45,990	Uniforms to peons & washing allowances	10,800			
39,383	Water Charges	53,135			
	Renovation Expenses	772,046			
2,379,568	Excess of Income over Expenses	3,464,519			
72,322,087		80,713,223	72,322,087		80,713,223


PRINCIPAL
NAGINDAS KHANDWALA COLLEGE OF COMMERCE
ARTS & MANAGEMENT STUDIES AND SHANTABEN
NAGINDAS KHANDWALA COLLEGE OF SCIENCE
(AUTONOMOUS)
MALAD (W), MUMBAI - 400 064

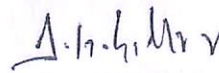
Examined and found correct
as per our report of even date
For Manish Chokshi & Co.
Chartered Accountants.

Manish R Chokshi
Place - Mumbai.

Date : 29th October' 2017




Hasmukh D. Rambhia
Trustee / President



Digant H. Upadhyaya
Hon. Secretary



Haresh H. Vira



Bharat P. Gupta
Treasurers

NAGINDAS KHANDWALA COLLEGE OF COMMERCE, ARTS MANAGEMENT STUDIES AND SHANTABENAGINDAS KHANDWALA COLLEGE OF SCIENCE

UNAUDED SECTION

BALANCE SHEET AS ON 31ST MARCH, 2017

BALANCE SHEET AS ON 31ST MARCH, 2017

2015-16	LIABILITIES	2016-17	2015-16	ASSETS	2016-17
	RESERVES & SURPLUS			FIXED ASSETS	
873,084	Student welfare Fund	1,233,584	2,076,051	Furniture & Fixture	
			221,682	As per last year Balance sheet	2,067,960
	INCOME & EXPENDITURE A/C		2,297,733	Add: Purchased during the year	125,888
1,437,782	Excess of Income during the year	2,040,673	229,773	Less: Depreciation	2,193,848
1,437,782	Society	2,040,673	2,067,960		1,974,463
			2,067,714	Office Equipments	
	CURRENT LIABILITIES		2,067,714	As per last year Balance sheet	1,860,942
1,032,692	Cautions Money	1,116,992	2,067,714	Add: Purchased during the year	414,000
1,282,702	Library Deposits	1,422,702	206,772	Less: Depreciation	2,274,942
2,568,699	Laboratory Deposit	2,960,699	1,860,942		2,047,448
254,166	Alumni Association Fee	275,776	1,773,883	Library Books	
1,201,938	Inter Collegiate Festival	1,593,350	579,560	As per last year Balance sheet	1,568,241
245,400	Vice Chancellor Fund		7,369,519	Add: Purchased during the year	288,355
6,585,597			2,353,443		1,856,596
			785,202	Less: Depreciation	618,803
			1,568,241		1,237,793
			28,306	Computers & Printers	
			3,750,000	As per last year Balance sheet	1,511,322
			3,778,306	Add: Purchased during the year	111,000
			2,266,984	Less: Depreciation	1,622,322
			1,511,322		973,393
			381,936	CURRENT ASSETS	
			85,083	Bank Balance	
			467,019	The Malad Sahakari Bank Ltd A/C NO 160	982,768
			(16,804)	State Bank of India	69,179
				Malad Kandivali Educatin Society	67,019
					1,61,642,524
7,458,681	TOTAL	8,603,103	7,458,681	TOTAL	8,603,103

(Signature)

PRINCIPAL

NAGINDAS KHANDWALA COLLEGE OF COMMERCE
ARTS & MANAGEMENT STUDIES AND SHANTABEN
NAGINDAS KHANDWALA COLLEGE OF SCIENCE
(AUTONOMOUS)
MALAD (W), MUMBAI - 400 064

Examined and found correct
as per our report of even date
For Manish Chokshi & Co.
Chartered Accountants,

(Signature)

Manish R Chokshi,
Place: Mumbai.
Date:



Examined and found correct
as per our report of even date
For Manish Chokshi & Co.
Chartered Accountants.

(Signature)

Hasmukh D. Rambhia
Trustee / President

Date:

Examined and found correct
as per our report of even date
For Manish Chokshi & Co.
Chartered Accountants.

(Signature)

Harsh H. Virani
Trustee / President

Date:

(Signature)

Bharat P. Gupta
Treasurers


Date:

UNAUDITED SECTION

INCOME & EXPENDITURE ACCOUNT FOR THE YEAR ENDED 31ST MARCH

INCOME & EXPENDITURE ACCOUNT FOR THE YEAR ENDED 31ST MARCH 2017

2015-16	EXPENDITURE	2016-17	2015-16	INCOME	2016-17
-	Advertisement	17,768	327,500	Admission Processing Fees	329,200
40,000	Affiliation Fees	305,000	152,370	Bank Interest	330,551
551,734	Allowances	563,643	964,000	Co -Curri & Extra Curri.Activity	947,400
2,259	Bank Charges	4,657.06	174,000	College Magazine Fees	169,600
257,055	College Magazine	271,392	1,791,000	Computer Practical Fees	1,874,000
262,921	Computer Expenses	486,013	122,000	Conference Hall Charges	60,000
4,023	Conveyance	6,013	-	Convocation Ceremony from students	-
3,487,531	Depreciation	2,039,075	795,200	Development Fees	789,500
16,480	Disaster Relief Fund	16,370	16,380	Disaster Relief Fund	16,460
16,480	E Charges	16,370	6,900	Document Verification Fee	6,500
927,872	Electricity Charges	1,221,584	32,260	E-Charges	31,700
82,400	E-suidha	81,850	8,900	Enrolment Fees	8,800
1,404,362	Examination Expenses	815,151	81,850	E-suidha Expenses	82,300
58,456	Extra Curricular Activities	157,823	2,218,006	Examination Fees	1,735,768
496,293	Gratuity	377,575	382,194	Forfiture of Fees	337,618
78,880	Gymkhana expenses	122,257	32,700	Group Insurance	3,620
397,989	House Keeping Charges	831,386	639,900	Gymkhana Fees	631,600
844,891	Industrial Visit Expenses	-	58,150	I-Card	82,300
32,860	Insurance	-	795,000	Industrial Visit Fees	-
51,204	Internal Audit Fees	34,500	3,049,800	Laboratory Fees	3,288,800
46,080	Laboratory Expenses	1,447	920,800	Library Fees	954,300
-	Library Expenses	-	812,039	Miscellaneous Income	272,644
55,507	Library Subscription	110,500	400,500	Other Fees	393,750
800,000	Maintenance Charges (Rent)	1,400,000	290,500	Project Fees	491,800
800,897	Management Contribution to P.F	728,052	1,752,274	Recovery of Fees	813,924
2,790	Miscellaneous Expenses	2,651	482,900	Sale of Admission Form	496,800
447,856	Municipal Tax	447,856	9,885	Sports & Cultural Activities	7,734
7,924	Postages & Revenue Stamp	78,324	17,317,600	Tuition Fees	17,614,171
498,118	Printing & Stationery	457,513	400,500	Utility Fees	394,750
159,000	Professional Fees	9,000	79,500	Vocational Fees	135,750
2,031,239	Professional Fees to Visiting Faculty	2,279,383	-	NSS	1,140
7,168	Reading Room Expenses	6,975	-	Telephone charges - Reimbursement from UGC	145,591
304,021	Repairs & Maintenance	238,896	-	Repairs & Maintenance	-
15,417,151	Salaries	15,071,379	15,417,151	Salaries	15,071,379
2,433,578	Security Charges	2,106,113	-	Security Charges	2,106,113
143,048	Seminar & Conference	6,300	-	Seminar & Conference	6,300
392,473	Software Development	-	-	Software Development	-
40,638	Staff Welfare	26,580	-	Staff Welfare	26,580
60,093	Telephone Charges	68,002	-	Telephone Charges	68,002
15,555	Uniform & Washing Allowance	-	-	Uniform & Washing Allowance	-
1,437,782	Excess of Income over Expenses	2,040,673	-	Excess of Income over Expenses	2,040,673
34,114,608	TOTAL	32,448,071	34,114,608	TOTAL	32,448,071


PRINCIPAL
 NAGINDAS KHANDWALA COLLEGE OF COMMERCE
 ARTS & MANAGEMENT STUDIES AND SHANTABEN
 NAGINDAS KHANDWALA COLLEGE OF SCIENCE
 (AUTONOMOUS)
 MALAD (W), MUMBAI - 400 084

Examined and found correct as per our report of even date For Manish Chokshi & Co. Chartered Accountants.



Manish R Chokshi

Manish R Chokshi
Place : Mumbai.
Date : 29th October' 2017

Hasmukh D. Rambhia

Hasmukh D. Rambhia
Trustee / President

Digant H. Upadhyaya

Digant H. Upadhyaya
Hon. Secretary

Harsh H. Vira

Harsh H. Vira
Treasurers / President

Bharat P. Gupta


Bharat P. Gupta
Hon. Secretary

Date: 29th October' 2017

Date: 29th October' 2017

NAGINDAS KHANDWALA COLLEGE OF COMMERCE, ARTS AND MANAGEMENT STUDIES
AND
SHANTABEN NAGINDAS KHANDWALA COLLEGE OF SCIENCE
BALANCE SHEET AS ON 31st MARCH 2017
M.COM., M.Sc.IT., M.A. (P. G. COURSES)

2015-16	LIABILITIES	2016-17	2015-16	ASSETS	2016-17
314,800	Fixed Assets			Fixed Assets	
48,688	College Development Fund	314,800	2,341	Computer Lab.	936
363,488	Student Welfare Fund	48,688	363,488	Add: Purchase during the year	27,750
	Less: Depreciation		17,212	Less: Depreciation	17,212
	Income & Expenditure Account		936		11,474
1,604,681	Office Equipments	3,380,873	168,828	Office Equipments	151,945
1,604,681	Excess of Income during the year	3,380,873	168,828	Add: purchase during the year	-
	Less: Transferred to MKE Society	3,380,873	16,883	Less: Depreciation	15,195
	Less: Depreciation		151,945		136,750
	Current Liabilities		72,214	Furniture & Fixture	113,086
228,600	Caution Money	252,450	53,437	Add: purchase during the year	10,125
272,700	Library Deposit	312,450	12,565	Less: Depreciation	12,321
164,750	Laboratory Deposit	188,950	113,086		110,890
14,492	Group Insurance	14,780			
36,940	V.C. Fund	42,280	660,131	Library Books	569,800
510	Scholarship	760	194,526	Add: purchase during the year	247,149
717,992		811,670	854,657	Less: Depreciation	816,949
430,704	M.K.E. Society	811,577	284,857		272,289
			569,800		544,660
			676,416	Current Assets	
				Bank balance with The Malad Sahakari Bank Ltd.	1,182,961
				A/c. 143	
1,512,184	TOTAL	1,986,735	1,512,184	TOTAL	1,986,735


PRINCIPAL
 NAGINDAS KHANDWALA COLLEGE OF COMMERCE
 ARTS & MANAGEMENT STUDIES AND SHANTABEN
 NAGINDAS KHANDWALA COLLEGE OF SCIENCE
 (AUTONOMOUS)
 MALAD (W), MUMBAI - 400 064



Examined and found correct
 as per our report of even date
 for Manish Chokshi & Co.
 Chartered Accountants.

Manish R Chokshi

Manish R Chokshi
 Place : Mumbai.
 Date : 29th October' 2017

Hasmukh D. Rambhia

Hasmukh D. Rambhia
 Trustee / President

Digant H. Upadhyaya

Digant H. Upadhyaya
 Hon. Secretary

Haresh H. Vira

Haresh H. Vira

Bharat P. Gupta

Bharat P. Gupta
 Treasurers

AND

AND


AND

SHANTABEN NAGINDAS KHANDWALA COLLEGE OF SCIENCE AND SHANTABEN NAGINDAS KHANDWALA COLLEGE OF SCIENCE

INCOME & EXPENDITURE ACCOUNT FOR THE YEAR ENDED 31ST MARCH, 2017

M.COM., M.Sc.IT., M.A. (P. G. COURSES)


EXPENDITURE	2015-16	EXPENDITURE	2016-17	INCOME	2015-16	INCOME	2016-17
	18,164	To Advertisement Expenses	-	By Admission Processing Fee	69,900		
	70,150,000	To Affiliation Fees	70,000	By Computer/Internet Fees	54,000		
	24,400	To Allowances	24,400	By D.R.F	1,670		
	200	To Ashwamedha Fees	200	By Development Fees	139,500		
	12,012,024	To Audit Fees	12,078	By Document Verification Fees	2,300		
	580,829	To Bank Charges	580	By E-Charges	5,340		
	1,93,833	To Conveyance	1,000	By Eligibility fees	1,0640		
	317,315,710	To Depreciation	317,017	By E-suidha	13,350		
	540	To Enrollment Fees - M.Com	540	By Enrollment fees	880		
	12,857,523	To Exam Expenses	12,859	By Examination Fees	496,933		
	4,172	To Exam Remuneration	7,172	By Examination Remuneration	-		
	4,924,000	To Extra Curricular Activity	4,920	By Faculty Change Test	6,000		
	25,437,610	To Library Subscription	25,440	By Forfiture Fees	46,954		
	200,000	To Maintenance charges	300,000	By Gymkhana Fees	193,000		
	5,373,160	To Misc. Expenses	5,375	By I. Card	13,550		
	1,391,457	To Postage	1,390	By Interest from Bank	133,586		
	25,982,259	To Printing & Stationery	25,986	By Laboratory Fees	206,000		
	574,952,525	To Professional Fees	574,575	By Library Fees	368,000		
	7,700	To Registration Fees	7,700	By Magazine Fees	3,902		
	330,127	To Repair & Maintainance	350	By Misc. Income	138,660		
	330	To Staff Welfare Expenses	330	By Other Fees/Extra Curricular Activity	79,850		
	2,272	To Telephone Charges	2,272	By Practical Fees	66,000		
	22,600	To Traveling Allowance	9,600	By Project Fees	176,000		
	18,750	To University Exam Fees	18,750	By Recovery of Fees	27,540		
	1,604,681	To Excess of Income Over Expenditure	3,380,873	By Registration Fees	-		
				By Sale of Admission Form	39,700		
				By Sport & Cultural Activity	9,552		
				By Student Welfare Fund	13,350		
				By T. C. Fees	1,200		
				By Transcript Fees	9,600		
				By Tuition Fees	2,497,200		
				By University Exam	-		
				By Utility Fees	89,250		
	3,413,502		4,803,407		4,803,407		

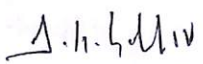

PRINCIPAL
 NAGINDAS KHANDWALA COLLEGE OF COMMERCE
 ARTS & MANAGEMENT STUDIES AND SHANTABEN
 NAGINDAS KHANDWALA COLLEGE OF SCIENCE
 (AUTONOMOUS)
 MALAD (W), MUMBAI - 400 064


Examined and found correct as per our report of even date For Manish Chokshi & Co. Chartered Accountants.





Manish R Chokshi
 Place : Mumbai.
 Date : 29th October' 2017


Hasmukh D. Rambhia
 Trustee / President


Digant H. Upadhyaya
 Hon. Secretary


Haresh H. Vira
 Treasurers


Bharat P. Gupta
 Treasurers

15