

The Annual Quality Assurance Report (AQAR) of the IQAC

All NAAC accredited institutions will submit an annual self-reviewed progress report to NAAC, through its IQAC. The report is to detail the tangible results achieved in key areas, specifically identified by the institutional IQAC at the beginning of the academic year. The AQAR will detail the results of the perspective plan worked out by the IQAC. *(Note: The AQAR period would be the Academic Year. For example, July 1, 2012 to June 30, 2013)*

PART – A

1. Details of the Institution

1.1 Name of the Institution

NAGINDAS KHANDWALA COLLEGE OF COMMERCE, ARTS
AND MANAGEMENT STUDIES AND SHANTABEN
NAGINDAS KHANDWALA COLLEGE OF SCIENCE

1.2 Address Line 1

Bhavishya Bharat Campus,

Address Line 2

Bhadran Nagar, S.V. Road,

City/Town

Malad (West), Mumbai

State

Maharashtra

Pin Code

400064

Institution e-mail address

nagindaskhandwala@hotmail.com
principal@nkc.ac.in

Contact Nos.

(022) 28072262 / 28085424 /
(022) 28013433 / 28086427

Name of the Head of the Institution:

Dr. (Mrs.) Ancy Jose, Principal

Tel. No. with STD Code:

(022) 28650461

Mobile:

9820460079

Name of the IQAC Co-ordinator:

Dr. Moushumi Datta

Mobile:

9833060056

IQAC e-mail address:

iqac@nkc.ac.in

1.3 NAAC Track ID (For ex. MHCOGN 18879) **MHCOGN10157**

1.4 Website address:

www.nkc.ac.in

Web-link of the AQAR:

<http://nkc.ac.in/DisplayPage.aspx?page=cei&ItemID=50>

For ex. <http://www.ladykeanecollege.edu.in/AQAR201314.doc>

1.5 Accreditation Details

<i>Sl. No.</i>	<i>Cycle</i>	<i>Grade</i>	<i>CGPA</i>	<i>Year of Accreditation</i>	<i>Validity Period</i>
1	1 st Cycle	5 Star	---	2002	5 years
2	2 nd Cycle	A	3.10	2008	5 years
3	3 rd Cycle	A	3.32	2013	5 years
4	4 th Cycle	---	---	---	---

1.6 Date of Establishment of IQAC : DD/MM/YYYY

06-06-2002

1.7 AQAR for the year (for example 2010-11)

2013-14

1.8 Details of the previous year's AQAR submitted to NAAC after the latest Assessment and Accreditation by NAAC ((for example AQAR 2010-11 submitted to NAAC on 12-10-2011)

- i. AQAR for the year 2013 has been clubbed with NAAC 3rd Cycle
- ii. AQAR 08/05/2012
- iii. AQAR 19/04/2011
- iv. AQAR 03/05/2010
- v. AQAR 20/06/2009
- vi. AQAR for the year 2008 has been clubbed with NAAC 2nd Cycle.
- vii. AQAR 19/06/2007
- viii. AQAR 14/06/2006
- ix. AQAR 07/10/2005

1.9 Institutional Status

University State ☒ Central ☐ Deemed ☐ Private ☐

Affiliated College Yes ☒ No ☐

Constituent College Yes ☐ No ☒

Autonomous college of UGC Yes ☐ No ☒

Regulatory Agency approved Institution Yes ☐ No ☒

(eg. AICTE, BCI, MCI, PCI, NCI)

Type of Institution Co-education ☒ Men ☐ Women ☐

Urban ☒ Rural ☐ Tribal ☐ ☐

Financial Status Grant-in-aid ☐ UGC 2(f) ☒ UGC 12B ☒

Grant-in-aid + Self Financing ☒ Totally Self-financing ☐

1.10 Type of Faculty/Programme

Arts ☒ Science ☒ Commerce ☒ Law ☐ PEI (Phys Edu) ☐

TEI (Edu) ☐ Engineering ☐ Health Science ☐ Management ☒

Others (Specify)

1.11 Name of the Affiliating University (*for the Colleges*)

University of Mumbai

1.12 Special status conferred by Central/ State Government-- UGC/CSIR/DST/DBT/ICMR etc : **N.A.**

Autonomy by State/Central Govt. / University

University with Potential for Excellence

UGC-CPE

DST Star Scheme

UGC-CE

UGC-Special Assistance Programme

UGC-Innovative PG programmes

Any other (*Specify*)

UGC-COP Programmes

2. IQAC Composition and Activities

2.1 No. of Teachers	<input type="text" value="08"/>		
2.2 No. of Administrative/Technical staff	<input type="text" value="03"/>		
2.3 No. of students	<input type="text" value="02"/>		
2.4 No. of Management representatives	<input type="text" value="02"/>		
2.5 No. of Alumni	<input type="text" value="02"/>		
2.6 No. of any other stakeholder and community representatives	<input type="text" value="02"/>		
2.7 No. of Employers/ Industrialists	<input type="text" value="----"/>		
2.8 No. of other External Experts	<input type="text" value="01"/>		
2.9 Total No. of members	<input type="text" value="16"/>		
2.10 No. of IQAC meetings held	<input type="text" value="04/year"/>		
2.11 No. of meetings with various stakeholders:	No.	<input type="text"/>	Faculty <input type="text" value="10"/>
Non-Teaching Staff	<input type="text" value="04/year"/>	Students <input type="text"/>	Alumni <input type="text" value="Bi-Monthly"/>
Others	<input type="text" value="04/year"/>		
2.12 Has IQAC received any funding from UGC during the year?	Yes <input checked="" type="checkbox"/>	No	<input type="text"/>
If yes, mention the amount	<input type="text" value="Rs.3,00,000"/>		
2.13 Seminars and Conferences (only quality related)			
(i) No. of Seminars/Conferences/ Workshops/Symposia organized by the IQAC			
Total Nos.	International <input type="text" value="03"/>	National <input type="text" value="--"/>	State <input type="text" value="---"/>
Institution Level	<input type="text" value="03"/>		
(ii) Themes	<div>1. Awareness for NAAC 3rd Cycle of Accreditation. 2. Understanding the Autonomy Process. 3. Site visit Issues for IMC Ramkrishna Bajaj Award Process</div>		

2.14 Significant Activities and contributions made by IQAC

- Conduction of Academic audit
- Conduction of internal and external audits
- Analysis of students' feedback and Students' Satisfaction Ratio
- Initiation of quality objectives
- Undertaking of improvement project for overall quality improvement through mentoring
- Formulation of Faculty empowerment strategies
- Conduction of Faculty Development Programmes
- Arranged for six man days of training to every teaching staff (excluding University training)
- Sensitizing students to ecological and environmental issues
- Arranging Seminars, conferences and invited talks.
- Undertook publication activities under Khandwala Publishing House and published 3rd and 4th books under the banner in 2013-14
- Formalised 'Earn While You Learn' scheme (to provide in-house part-job to the needy students) through aptitude test, group discussion and personal interview.
- Preparation for NAAC visit and ISO 9001:2008 re-accreditation
- Preparation of the required documents for application of IMC Ramakrishna Bajaj Quality Award, BEQET Award etc.
- Review of Teaching – learning process
- Initiation of environmental audit in the campus
- Undertook a quality improvement project on "Improving Academic Research Through Effective Training"
- The college has prepared a "Perspective Plan" for a period of five years commencing from the academic year 2008-2009 to the academic year 2013-14. The perspective plan has been discussed, reviewed and approved in the IQAC meetings. Every year IQAC deviser a Perspective Plan in the beginning of the academic year + also given an account of the outcome achieved by the end of the academic year.

2.15 Plan of Action by IQAC/Outcome (**Annexure – I**)

Academic Calendar of the year as (**Annexure – II**)

2.15 Whether the AQAR was placed in statutory body Yes ☒ No ☐

Management ☒ Syndicate ☐ Any other body ☐

Provide the details of the action taken

- To apply for a new subject “Operation Research” in the University of Mumbai at T.Y.B.Com. level
- To modernise and upgrade facilities in the Auditorium.
- To renovate the office and painting the building.
- To have a separate exam centre in Room No.37
- To apply for ISO Audit
- To apply for awards offered by various authentic academic bodies.

PART – B

Criterion – I

1. Curricular Aspects

1.1 Details about Academic Programmes

<i>Level of the Programme</i>	<i>Number of existing Programmes</i>	<i>Number of programmes added during the year</i>	<i>Number of self-financing programmes</i>	<i>Number of value added / Career Oriented programmes</i>
PhD	02	None	---	None
PG	04	---	---	---
UG	10	---	---	---
PG Diploma	---	---	---	---
Advanced Diploma	---	---	---	---
Diploma	---	---	---	---
Certificate	---	---	---	---
Others	---	---	---	---
Total	16	---	---	---
Interdisciplinary	---	---	---	---
Innovative	---	---	---	---

1.2 (i) Flexibility of the Curriculum: CBCS/Core/Elective option / Open options

(ii) Pattern of programmes:

<i>Pattern</i>	<i>Number of programmes</i>
Semester	15
Trimester	---
Annual	---

1.3 Feedback from stakeholders* Alumni

Parents ☒ Employers ☒ Students ☒

(On all aspects)

Mode of feedback : Online

Manual ☒

Co-operating schools (for PEI)

**Please provide an analysis of the feedback in the Annexure*

1.4 Whether there is any revision/update of regulation or syllabi, if yes, mention their salient aspects.

1.5 Any new Department/Centre introduced during the year. If yes, give details.

Criterion – II

2. Teaching, Learning and Evaluation

2.1 Total No. of permanent faculty

<i>Total</i>	<i>Asst. Professors</i>	<i>Associate Professors</i>	<i>Professors</i>	<i>Others Principal</i>
26	07	18	--	01

2.2 No. of permanent faculty with Ph.D.

11

2.3 No. of Faculty Positions Recruited (R) and Vacant (V) during the year

<i>Asst. Professors</i>		<i>Associate Professors</i>		<i>Professors</i>		<i>Others</i>		<i>Total</i>	
R	V	R	V	R	V	R	V	R	V
02	--	--	02	--	--	--	--	02	02

2.4 No. of Guest and Visiting faculty and Temporary faculty

25

05

03

2.5 Faculty participation in conferences and symposia:

<i>No. of Faculty</i>	<i>International level</i>	<i>National level</i>	<i>State level</i>
Attended	34	---	---
Presented papers	07	23	---
Resource Persons	---	---	---

2.6 Innovative processes adopted by the institution in Teaching and Learning:

- Use of ICT in teaching learning process
- Teaching plan and monthly monitoring sheets
- Every department is provided with LAPTOPS to support ICT
- LCD in every classroom
- Smart boards are being used.
- Centralised UPS system installed in the Library
- Participative methods of teaching - Students presentation, case study approach, role plays.

2.7 Total No. of actual teaching days during this academic year

180

2.8 Examination/ Evaluation Reforms initiated by the Institution (for example: Open Book Examination, Bar Coding, Double Valuation, Photocopy, Online Multiple Choice Questions)

1. The practice of masking + coding the answer sheets.
2. Photocopy.

2.9 No. of faculty members involved in curriculum restructuring/revision/syllabus development as member of Board of Study/Faculty/Curriculum Development workshop.

Restructuring/ Revision of Syllabus	7
Member of Board of Study	2
Curriculum Development workshops	10

2.10 Average percentage of attendance of students

76.22%

2.11 Course/Programme wise distribution of pass percentage: **(Annexure III)**

2.12 How does IQAC Contribute/Monitor/Evaluate the Teaching & Learning processes:

The monitoring of the teaching learning process is done through the review of teaching learning plan and by the system of feedback analysis. The IQAC puts in place the methodology for the receipt, analysis and improvement of feedback received from the students on academic management and resource facilities. Students' feedback are analysed and improvement plans are initiated to enhance quality of education.

2.13 Initiatives undertaken towards faculty development

<i>Faculty / Staff Development Programmes</i>	<i>Number of faculty benefitted</i>
Refresher courses	02
UGC – Faculty Improvement Programme	01
HRD programmes	80
Orientation programmes	---
Faculty exchange programme	---
Staff training conducted by the university	08
Staff training conducted by other institutions	80
Summer / Winter schools, Workshops, etc.	30
Others	---

2.14 Details of Administrative and Technical staff

<i>Category</i>	<i>Number of Permanent Employees</i>	<i>Number of Vacant Positions</i>	<i>Number of permanent positions filled during the Year</i>	<i>Number of positions filled temporarily</i>
Administrative Staff	42	03	---	03
Technical Staff	---	---	---	---

Criterion – III

3. Research, Consultancy and Extension

3.1 Initiatives of the IQAC in Sensitizing/Promoting Research Climate in the institution

- Encourage faculty to take up Minor and Major Research Projects
- Encourage faculty to organise seminars and conferences.
- Encourage faculty to conduct workshops.
- Involve students in Research activities.
- To guide the faculty with the procedures of FIP.
- To introduce short-term courses

3.2 Details regarding major projects

	<i>Completed</i>	<i>Ongoing</i>	<i>Sanctioned</i>	<i>Submitted</i>
Number	---	01(ICSSR)	---	Submission in April 2014
Outlay in Rs. Lakhs	---	5,60,075	---	---

3.3 Details regarding minor projects

	<i>Completed</i>	<i>Ongoing</i>	<i>Sanctioned</i>	<i>Submitted</i>
Number	05	02		
Outlay in Rs. Lakhs	4,05,000	1,65,000	---	---

Industry sponsored

	<i>Completed</i>	<i>Ongoing</i>	<i>Sanctioned</i>	<i>Submitted</i>
Number	01	---	---	---
Outlay in Rs. Lakhs	1,95,000	---	---	---

3.4 Details on research publications

	<i>International</i>	<i>National</i>	<i>Others</i>
Peer Review Journals	02	06	---
Non-Peer Review Journals	---	04	---
e-Journals	---	---	---
Conference proceedings	04	21	05

3.5 Details on Impact factor of publications:

Range Average ☒ h-index Nos. in SCOPUS

3.6 Research funds sanctioned and received from various funding agencies, industry and other organisations

<i>Nature of the Project</i>	<i>Duration Year</i>	<i>Name of the funding Agency</i>	<i>Total grant sanctioned</i>	<i>Received</i>
Major projects	2012-14	ICSSR	5,60,075	4,80,075
Minor Projects	2006-12	UGC	4,05,000	4,05,000
Interdisciplinary Projects	2012-13	UOM	30,000	30,000
Industry sponsored	2013-14	ROFIT MIX	1,95,000	1,95,000
Projects sponsored by the University/ College	---	---	---	---
Students research projects (other than compulsory by the University)	---	---	---	---
Any other(Specify)	---	---	---	---
Total	---	---	---	---

3.7 No. of books published i) With ISBN No. Chapters in Edited Books

ii) Without ISBN No.

3.8 No. of University Departments receiving funds from

UGC-SAP CAS DST-FIST
DPE DBT Scheme/funds

3.9 For colleges Autonomy CPE DBT Star Scheme
INSPIRE CE Any Other (specify)

3.10 Revenue generated through consultancy Industry Consultancy Project

3.11 No. of conferences organized by the Institution

<i>Level</i>	<i>International</i>	<i>National</i>	<i>State</i>	<i>University</i>	<i>College</i>
Number	---	01	---	---	---
Sponsoring agencies	---	Leadership & Change Management	---	---	---

3.12 No. of faculty served as experts, chairpersons or resource persons

3.13 No. of collaborations International National Any other

3.14 No. of linkages created during this year

3.15 Total budget for research for current year in lakhs :

From Funding agency

Rs.11,70,000

From Management of University/College

30,000

Total

Rs.12,00,000

3.16 No. of patents received this year

<i>Type of Patent</i>		<i>Number</i>
National	Applied	No
	Granted	
International	Applied	No
	Granted	
Commercialised	Applied	No
	Granted	

3.17 No. of research awards/ recognitions received by faculty and research fellows
Of the institute in the year

<i>Total</i>	<i>International</i>	<i>National</i>	<i>State</i>	<i>University</i>	<i>Dist</i>	<i>College</i>
02	01	01	---	---	---	---

3.18 No. of faculty from the Institution
who are Ph. D. Guides
and students registered under them

03

05

3.19 No. of Ph.D. awarded by faculty from the Institution

01

3.20 No. of Research scholars receiving the Fellowships (Newly enrolled + existing ones)

JRF

--

SRF

--

Project Fellows

--

Any other

--

3.21 No. of students Participated in NSS events: 86 events held

University level

2791

State level

--

National level

--

International level

--

3.22 No. of students participated in NCC events:

University level

25

State level

--

National level

--

International level

--

3.23 No. of Awards won in NSS:

University level	<input type="text" value="--"/>	State level	<input type="text" value="--"/>
National level	<input type="text" value="--"/>	International level	<input type="text" value="--"/>

3.24 No. of Awards won in NCC:

University level	<input type="text" value="--"/>	State level	<input type="text" value="--"/>
National level	<input type="text" value="--"/>	International level	<input type="text" value="--"/>

3.25 No. of Extension activities organized

University forum	<input type="text" value="--"/>	College forum	<input type="text" value="--"/>	
NCC	<input type="text" value="--"/>	NSS	<input type="text" value="--"/>	Any other <input type="text" value="--"/>

3.26 Major Activities during the year in the sphere of extension activities and Institutional Social Responsibility (**Annexure – IV**)

Criterion – IV

4. Infrastructure and Learning Resources

4.1 Details of increase in infrastructure facilities:

<i>Facilities</i>	<i>Existing</i>	<i>Newly created</i>	<i>Source of Fund</i>	<i>Total</i>
Campus area	7723.28	---	Management	
Class rooms	69	---		
Laboratories	9	---		
Seminar Halls	2 Seminar Hall (985.85 sq.ft. & 800 s.ft.) A.V. Room (978.50 s.ft.), J.G.M. Hall (4000 s.ft.)	---		
No. of important equipments purchased (\geq 1-0 lakh) during the current year.	19 LCD Projectors and 2 Interactive Panels	---		
Value of the equipment purchased during the year 2013-14	Rs.23,67,207/-	---	UGC vide Order No. F.3-1/2006 (Accounts) dt. 04/03/2013	
Others	---			

4.2 Computerization of administration and library

- The Library continues using library management software. With the help of the same the Library launched online catalogue of books. Readers can now browse the Library catalogue remotely. The online catalogue is available at <http://www.nkc.ac.in/opac/w27SimpleSearch.aspx>.
- The Library initiated digitization of the invoices. The Library staff scan and archive the invoices while processing the books.
- The old question papers are being digitized regularly. The students download the same from the PCs available in the Cyber Space.
- The LCD projector has been installed in the Cyber Space in order to provide orientation about the Library to its patrons.

4.3 Library services:

<i>Collection</i>	<i>Existing</i>		<i>Newly added</i>		<i>Total</i>	
	No.	Value	No.	Value	No.	Value
Books	1336	54,3920	1122	11,74102	2458	1718022
Text Books	1455	1,39807	388	39,801	1843	179608
Reference Books	370	7,96511	8	27,374	378	823885
e-Books	97,000	5,000	97,000	5000	194000	10000
Journals	81	1,31438	52	69,888	133	201326
e-Journals	32	1,04265	14	68,678	46	172943
Digital Database	1	500	1	5,000	2	5500
CD & Video	116	26,939	92	25,592	208	52531
Others (specify)	-	-	-	-	-	-

4.4 Technology up gradation (overall)

	<i>Total Computers</i>	<i>Computer Labs</i>	<i>Internet</i>	<i>Browsing Centres</i>	<i>Computer Centres</i>	<i>Office</i>	<i>Departments</i>	<i>Others</i>
Existing	235	04	03	---	---	---	---	---
Added	22	01	---	---	---	---	---	---
Total	257	05	03	---	---	---	---	---

4.5 Computer, Internet access, training to teachers and students and any other programme for technology upgradation (Networking, e-Governance etc.)

Introduced short-term course for researcher on methods and techniques to use online resources

4.6 Amount spent on maintenance in lakhs :

i) ICT	5,52,310
ii) Campus Infrastructure and facilities	4,45,943
iii) Equipments	4,56,826
iv) Others	2,50,385
Total :	17,05,464

Criterion – V

5. Student Support and Progression

5.1 Contribution of IQAC in enhancing awareness about Student Support Services

- Through Notice Board
- Through telephone
- Through Letter correspondence
- Through circulars

5.2 Efforts made by the institution for tracking the progression

- Progression are regularly monitored on one to one basis through different committees
- Internal and external audits as well as Academic audit help to track progression in an efficient manner.

5.3 (a) Total Number of students

UG	PG	Ph. D.	Others
3865	288	04	---

(b) No. of students outside the state

21

(c) No. of international students

Men	No	%	Women	No	%
	1754	42.20		2403	57.80

Last Year						This Year					
General	SC	ST / NT	OBC / SBC	Physically Challenged	Total	General	SC	ST / NT	OBC / SBC	Physically Challenged	Total
4071	77	8/24	88/5	49	4322	4007	61	6/5	59/4	11	4153

Demand ratio - **Annexure - V**

Dropout % Negligible

5.4 Details of student support mechanism for coaching for competitive examinations

(Annexure – VI)

5.5 No. of students qualified in these examinations

NET	--	SET/SLET	--	GATE	--	CAT	--
IAS/IPS etc	--	State PSC	--	UPSC	--	Others	--

5.6 Details of student counselling and career guidance (**Annexure – VII**) and (**Annexure VIII**)

- A separate student counselling centre with a full time counsellor is available
- A separate training and placement cell is established for career guidance

No. of students benefitted

45

5.7 Details of campus placement

<i>On campus</i>			<i>Off Campus</i>
Number of Organizations Visited	Number of Students Participated	Number of Students Placed	Number of Students Placed
09	500	05	120

5.8 Details of gender sensitization programmes **Annexure – IV (d)**

5.9 Students Activities

5.9.1 No. of students participated in Sports, Games and other events

State/ University level National level International level

No. of students participated in cultural events

State/ University level National level International level

5.9.2 No. of medals /awards won by students in Sports, Games and other events

Sports : State/ University level National level International level

Cultural: State/ University level National level International level

5.10 Scholarships and Financial Support (**Annexure – IX**)

5.11 Student organised / initiatives

--

--

--

Fairs : State/ University level

National level

International level

Exhibition: State/ University level

--

National level

--

International level

--

5.12 No. of social initiatives undertaken by the students

128

5.13 Major grievances of students (if any) redressed: No grievances received.

Criterion – VI

6. Governance, Leadership and Management

6.1 State the Vision and Mission of the institution

VISION

Education for All

Education for the Youth

Education for the Future of our Country

MISSION

To serve the society at large and students belonging to linguistic minority in particular with commitment, dedication and devotion. The institution aims at providing overall education from KG to PG to Ph.D.

6.2 Does the Institution has a management Information System

Informal Management Information System

6.3 Quality improvement strategies adopted by the institution for each of the following:

6.3.1 Curriculum Development

- Conducting workshop in different subject
- Bridge Courses + Remedial teaching initiated
- Enrichment courses conducted

6.3.2 Teaching and Learning

- Monitoring of teaching – learning process
- Records of tests and feedback properly maintained
- Ensures proper learning facilities
- Use of ICT.

6.3.3 Examination and Evaluation

Separate Examination Department

6.3.4 Research and Development

- Arranged orientation programmes to give information about various research fellow ships.
- Arranged workshop on research methodology.
- Encouraging paper presentations
- Inhouse publishing to encourage scholarly publications
- Promoting faculty participation in research by granting them leave.
- Arranging books required for reference work.

6.3.5 Library, ICT and physical infrastructure / instrumentation

- To provide latest and relevant collection to the readers which should help them prepare well in accordance with the syllabus.
- To use ICT efficiently and effectively to improvise the Library and information services.
- To involve in teaching and training activities by orientation or starting a short term course.
- To use the Library space effectively so as to accommodate the growing number of books and readers.

6.3.6 Human Resource Management

Selection is done according to the Government Norms.

- Well qualified Faculty and staff recruited as per requirements
- Faculty development programs in various subjects.
- State / National / International seminar and conferences conducted in the college.
- Regular workshops are conducted to familiarise the staff members with any change in syllabus or new development in the field.
- Faculty members are encourage to attend seminar & conferences.
- Monetary incentive to staff members who completed Ph.D.
- Faculty members are encouraged to take up Minor & Major Research Projects.

6.3.8 Industry Interaction / Collaboration

- Industry visits by students
- EIA conducted by M.A. Geography students for Kandivli Co-operative Industrial Estate Limited.

6.3.9 Admission of Students

Admission of students are made as per norms

6.4 Welfare schemes for

Teaching	<ul style="list-style-type: none"> M.K.E.S. Employees' Co-op. Credit Society
Non teaching	<ul style="list-style-type: none"> M.K.E.S. Employees' Co-op. Credit Society Fees paid by college as Scholarship for the wards of Non Teaching Staff for acquiring Higher Education.
Students	<ul style="list-style-type: none"> Students' Aid Fund, Book Bank, Reading Room, Earn while Learn to few students,etc.

6.5 Total corpus fund generated

3,02,56,319

6.6 Whether annual financial audit has been done Yes



No

☐

6.7 Whether Academic and Administrative Audit (AAA) has been done?

Audit Type	External		Internal	
	Yes/No	Agency	Yes/No	Authority
Academic	Yes	NAAC	Yes	IQAC
Administrative	Yes	TUV Nord	Yes	Internal Auditors

6.8 Does the University/ Autonomous College declare results within 30 days?

For UG Programmes

Yes

☐

No

☐

For PG Programmes

Yes

☐

No

☐

6.9 What efforts are made by the University/ Autonomous College for Examination Reforms?

N.A.

6.10 What efforts are made by the University to promote autonomy in the affiliated/constituent colleges?

N.A.

6.11 Activities and support from the Alumni Association

- Alumni meet are conducted
- Guest Lecture are conducted through alumni

6.12 Activities and support from the Parent – Teacher Association

- Parents meet is conducted every semester
- Parent feedback is collected during mentor meetings

6.13 Development programmes for support staff

- Communication class
- Organising skills have been provided by continuing a sport-cultural competition by our non-teaching staff for non-teaching staff of other colleges.

6.14 Initiatives taken by the institution to make the campus eco-friendly

- Environment audits are conducted.
- Undertaking environmental project with industry tie-up.

Criterion – VII

7. Innovations and Best Practices

7.1 Innovations introduced during this academic year which have created a positive impact on the functioning of the institution. Give details.

- Academic Audit by external authorities
- Feedback analysis and satisfaction ratio

7.2 Provide the Action Taken Report (ATR) based on the plan of action decided upon at the beginning of the year

Annexure - I

7.3 Give two Best Practices of the institution (*please see the format in the NAAC Self-study Manuals*)

Annexure X & XI

7.4 Contribution to environmental awareness / protection

- Implementing energy saving techniques is ensured that the lights and fans are switched off by floor peons and staff after completion of the last lecture of the day. Air-conditioners in staff room switched on at 08.45 a.m. and switched off when the faculty moves to lecture rooms. Further, all the A.C.'s are with Five Star rating in Power Saving. Classrooms are made with sufficient cross ventilation and light so that the use of electricity can be minimized. This shows the institution's commitment towards energy conservation.
- Non-working computers, monitors and printers are discarded and scrapped on a systematic basis. If some parts are useful, in other systems they are kept aside for future use.

7.5 Whether environmental audit was conducted? Yes ☒ No ☐

7.6 Any other relevant information the institution wishes to add. (for example SWOT Analysis)
(Annexure – XII)

8. Plans of institution for next year

- To get autonomy status
- To strengthen the placement cell by recruiting a full-time staff for the same.
- To offer courses to prepare the students for competitive examination
- To conduct seminar/conference and workshops at regular intervals
- To motivate the faculty members to take up sponsored projects
- To extend consultancy services to NGOs on honorary basis
- To start a peer-reviewed multi-disciplinary journal
- Formation of Quality Cell and “Think Tank”
- To set up formal Management Information System
- To achieve high standards in Research and Development

Name _____

Name _____

Signature of the Coordinator, IQAC

Signature of the Chairperson, IQAC

_____*_*_*_____

ANNEXURE - I

IQAC- PLAN OF ACTION

The plan of action chalked out by the IQAC in the beginning of the year towards quality enhancement and the outcome achieved by the end of the year *

<i>Sr. No.</i>	<i>Plan/Objective</i>	<i>Plans Achieved/Fulfillments</i>
1	To apply for NAAC Re-accreditation in 2013-14 (3 rd cycle)	Achieved with CGPA 3.32
2.	To get ISO 9001:2008 Recertification by TUV Nord, Germany	Achieved – with No non conformity.
3.	To send the application for IMC Ramkrishna Bajaj National Quality Award	Achieved – IMC Ramkrishna Bajaj National Quality Commendation Certificate
4.	To apply for awards in different category	<p>Achieved</p> <p>Awarded Dr. (Mrs.) Ancy Jose, the Eminent Educationist by Indus Foundation, U.S.A.</p> <p>Awarded Dr. (Mrs.) Ancy Jose, the Best Principal by Education Expo TV</p> <p>Awarded Dr. Moushumi Datta, the Research Excellence by Indus Foundation, U.S.A.</p> <p>Awarded Dr. Moushumi Datta Special Mention – Research by Education Expo TV</p>
5	Apply for BEQET Award to NCQM	Achieved.
6	Formation & Proper working of Quality Circles	Quality Circle formed. Each Quality Circle session is a brain storming session in which students put forward their views and

		members of leading faculty + management respond to it.
7	To review the overall teaching learning process	In the internal audits the monthly monitoring sheets are audited and a follow up action initiated
8	To start Bridge Courses and Remedial Teaching Programme	2 hours were allotted every week for Remedial Teaching. Bridge Courses were conducted for students joining PG programme.
9	To encourage students to participate in the activities conducted at University/ State/ National level	
10	To conduct community based surveys	
11	To conduct Environmental Audit	Conducted Audit at Internal level
12	To introduce a short-term certificate for course for research scholars of different universities/colleges.	The Library started <i>Certificate Course in Online Information Sources, Tools and Techniques</i> (COIST) for research scholars. Two batches of COIST Course were conducted 2013-14. 21 researchers and one PG student successfully completed the Course. The eminent Resource Persons of different universities trained the research scholars. (For details about COIST: www.coist.weebly.com)
13	To undertake a project for building a national archive of conference abstracts using MIT's DSpace open source software.	The Library launched a non-profit national project ie. ICon-AD (Indian Conference-Abstracting Database) [beta version]. The database archives abstracts (of the papers) submitted to various Indian conferences. It is built on MIT's DSpace with the ICon-AD's official website (www.iconad.in). 620

		abstracts of around 850 authors' have been archived. 21 Indian institutes and around 30 project volunteers have participated in the project.
14	To introduce Training and Mutual Learning Programme for Librarians of other colleges.	Our Library conducted half-day and one-day Training and Mutual Learning Programmes for selected college librarians. Four colleges' Library staff have been benefitted from this service.
15	To propagate open access movement among the research scholars of any domain and university.	To propagate the importance and awareness about the open access movement, the Librarian delivered 11 talks (during 2013-14) as Resource Person in different universities (JNU, UGC-Academic Staff College, University of Mumbai etc.) and colleges.
16	To introduce an aptitude test and interview for the meritorious students who wish to seek job under 'Earn While You Learn' scheme.	The Library organised Aptitude Test and Interview for students to avail the Part-Time Job under 'Earn While You Learn' scheme. The test was conducted on 29 th June, 2013 and five students were selected and posted in five different departments.
17	To start consultancy service	Initiative taken by the Department of Geography
18	To start Rotaract Club	Started Rotaract Club
19	To participate in the Mid-Atlantic Regional Association for Asian Studies Conference to be held in Delaware University, U.S.A. in November, 2013.	Presented research paper and conducted workshop in the conference.
20	To apply for Bachelor of Vocation (B.Voc.) Courses under UGC	Applied and granted permission for two courses 1. Retail Management 2. Tourism & Hospitality Management

ANNEXURE-II**ACADEMIC CALENDAR FOR THE YEAR 2013-14****Nagindas Khandwala College****Commencement of the First Term June10, 2013**

<i>Sr. No.</i>	<i>Date</i>	<i>Event</i>
1.	10-06-13	Staff Meeting
2.	13-06-13	Guest Lecture on 'Starting Entrepreneurship Ventures'
3.	15-06-13	Guest Lecture by Mr. Hemant Khandwala
4.	15 to 20 July	Intra College Table tennis/ chess , carom tournaments
5.	19-06-13	Formation of Committees
6.	22-06-13	Talk on 'You Take My Breath Away-Overcoming Obstacles in Life' Inauguration of Alumni @ Campus
7.	25-06-13	Staff Meeting
8.	26-06-13	Guest Lecture by Mr. Nancy on Important P in Marketing
9.	27&29-06-	Orientation Program for FY BCom
10.	1 to 31 July	Gujarati Language Class
11.	3 to 7 July	Orientation Program for FY Students
12.	3-07-13	Guest Lecture by Pooja Dave for Planning Forum
13.	6-07-13	Add On Classes Start
14.	8-07-13	Industrial Visit to Amul
15.	10-07-13	Guidance Lecture on MPSC/UPEC Exam.
16.	11-07-13	Visit to RBI

		Taiwanese NGO visits college
17.	12-07-13	Workshop on Revised Syllabus in Economics
18.	13-07-13	Guest Lecture by Darshan Shirasi Industrial Visit to Camlin Kokuyo
19.	15-07-13	Freshers' Party
20.	16-07-13	Prize Distribution of Gandhian Studies Center
21.	17-07-13	Workshop for M Com teachers
22.	19-07-13	Talk on Proficiency to Efficiency by Swami Pawan Chaitanya
23.	20-07-13	Workshop on Effective Presentation and Hosting Events by English Club Trek to Aajoba Hill
24.	22-07-13	Interviews and selection of students under earn while learn scheme Guru Poornima Celebration Poetry Recitation Competition in Gujarati
25.	23-07-13	Gujrati Geet Spardha
26.	24-07-13	Poster and Slogan writing Competition
27.	25-07-13	Formation of Students' Council Talk on Malaria by Praphul Kumbale
28.	26-07-13	ISO Internal Audit Tree Plantation Activity
29.	27 & 28 July	Interviews conducted by ICICI Ltd.
30.	29-07-13	Academic Audit
31.	30-07-13	Essay Writing Competition by ELA
32.	31-07-13	Managing Change by Brahmakumaris

		Team Building Exercise at Adlabs Inagica Blood Donation Drive
33.	5 to 8 Aug.	Class Test
34.	10-08-13	Kiran-Intercollegiate Seminar
35.	11-08-13	Sale of Rakhi prepared by Special Children
36.	12-08-13	Talk on Health Hygiene and Birth Control by WDC
37.	14-08-13	Quest-Intercollegiate Seminar University of Mumbai Eliminations for Drama and Theatre
38.	15-08-13	Felicitation of Merit Holders
39.	17-08-13	Arth -Ustav Inter Collegiate Event in Economics Workshop on Interview Techniques
40.	19-08-13	Staff Picnic to Great Escape Resort UOM elimination for Fine and literary Arts
41.	22 nd August:	Poetry Recitation Competition of Gujarati Sahitya Mandal
	23-08-13	Special Staff Meetings for NAAC
	24-08-13	Guest Lecture- Ms. Riddhi Parekh
42.	26 & 27 Aug	Aagman- Intra college youth Festival Essay writing Competition on women related issues by WDC
43.	31-08-13	Teachers' Day Celebration by Alumni Exhibition cum sale of Library books
44.	2 -5 Sept.	Additional Class Test

		Montage- Intercollegiate Festival by BMM Talk on Chakra Healing by Ms. Richa Shah
45.	4-09-13	Screening of Film-The Beautiful Mind UOM Finals
46.	5-09-13	Teachers' Day Celebration by College Students
47.	7-09-13	National Conference on Leadership and Management of Change Project Assignment Submission
48.	12-09-13	Study tour to BSE
49.	14-09-13	Special Staff Meeting for NAAC
50.	19-21 Sept	NAAC Peer Team's Visit- Third Cycle
51.	30 Sept-1 Octo	ISO Re-Certification Audit
52.	1 st October onwards:	Semester Exams of First and Second Year Students-Paper assessment- Result Compilation
53	Octo-Nov 2013	Commencement of university examinations- Paper assessment
54	17-23 October:	NSS Camp at Arnala-Virar
55	1 st November to 24 th November, 2013	Diwali Vacation from

Major Events Planned for the Second Term: 25 November, 2013 to 30 April, 2014

1. 29-30 November: Visit of IMC- Ramkrishna Bajaj Award Committee
2. 5th December: Gujarati Sahitya Mandal's 'One Minute Extempore Speech Competition
3. 9-13 December: Mirage –an intercollegiate festival of BMS
4. 12th December: Gujarati Sahitya Mandal's Essay Writing Competition
5. 13th December: Antakshari competition of Gujarati Sahitya Mandal
6. 14-21 December: Pravaah- an Inter-Collegiate Festival of BAF, BBI, BFM
7. 19 December: College's Annual Day
8. 24 December: Satya Narayan Pooja
9. December 25th to 1st January, 2014- winter Break
10. December- 'TEAM'- an inter-collegiate event of the Non-Teaching Staff
11. 6-9 January- Class Tests of First and Second Year Students
12. 13 January: IQAC- a talk on 'Reach the Goals' by Smt. Aruna Kothari from Nira Multiversity
13. 15-17 January: Springz - an inter-collegiate event of the college
14. 23 January: Commerce Association- a talk on 'Digital and Social Media by Ms Ankita Gaba
15. 24-30 January: Field Visit to Rajasthan
16. 6 February: Annual Sports Day
17. 7 February: Commerce Association- A Talk on Developing Positive Attitude by Dr. Tanya Jain
18. 12 February onwards ATKT (Old) Exams)
19. 13-14 February: Two-Days Industrial Visit of Commerce Association at Silvassa
20. 1st March: Annual Day-cum Garba Evening of Gujarati Sahitya Mandal
21. 4th March: Annual Prize Distribution Function
22. 1-8 March: Additional Exams of I and III semesters
23. 10 March onwards: Semester II and IV Exams
24. March – Assessment of Answer-books, Moderation, Result Compilation and Result Declaration

- 25. March: - conduct of University Examinations
- 26. April: Additional Exams of Semester II and IV
- 27. April: Result declaration
- 28. April Assessment and Moderation of Answer-books of the University Examinations at the
Cluster Centre
- 29. 30 April: Academic Year Ends. Summer Vacation from 1st May onwards

ANNEXURE-III

Title of the Programme	Total no. of students registered	Total no. of students absent	Total no. of students appeared	Division grade wise									
				O	A	B	C	D	E	ATKT-1	ATKT-2	Failed	Pass %
FYBCOM SEM - I	733	0	733	Nil	61	103	88	22	2	186	86	185	74.76%
FYBA SEM - I	122	0	122	Nil	4	6	20	3	2	24	18	45	63.11%
FYBSc(IT) SEM – I	119	0	119	1	6	7	2	Nil	Nil	Nil	31	72	39.50%
FYBSc(CS) SEM – I	71	0	71	Nil	6	5	1	Nil	Nil	10	7	42	40.85%
FYBSc(MICRO) SEM – I	46	0	46	Nil	7	9	9	5	Nil	2	4	10	78.26%
FYBCom(A&F) SEM – I	69	0	69	5	29	18	6	3	Nil	4	3	1	98.55%
FYBCom(B&I) SEM – I	60	0	60	Nil	3	11	14	3	1	7	7	14	76.67%
FYBCom(FM) SEM – I	65	0	65	Nil	6	10	14	9	Nil	8	4	14	78.46%
FYBMS SEM – I	141	0	141	Nil	10	33	26	7	Nil	18	21	26	81.56%
FYBMM SEM – I	68	0	68	Nil	1	4	9	8	Nil	17	14	15	77.94%
SYBCOM SEM - III	602	0	602	1	27	93	138	105	11	69	35	123	79.57%
SYBA SEM - III	90	0	90	Nil	1	5	7	7	Nil	11	6	53	41.11%
SYBSc(IT) SEM – III	105	0	105	5	30	21	10	1	Nil	Nil	14	24	77.14%
SYBSc(CS) SEM – III	50	0	50	Nil	6	7	3	Nil	Nil	7	8	19	62.00%
SYBSc(MICRO)SEM– III	24	0	24	Nil	2	3	4	10	1	1	Nil	3	87.50%
SYBCom(A&F) SEM – III	66	0	66	1	13	27	12	2	Nil	5	2	4	93.94%
SYBCom(B&I) SEM – III	48	0	48	Nil	5	9	5	1	Nil	12	9	7	85.42%
SYBCom(FM) SEM – III	59	0	59	1	2	6	11	6	1	8	5	19	67.80%
SYBMS SEM – III	120	0	120	2	18	18	27	19	3	4	6	23	80.83%
SYBMM SEM – III	56	0	56	Nil	9	14	15	4	1	9	1	3	94.64%

ANNEXURE-IV (a)

N.S.S. ACTIVITIES (2013-14)

List of Programmes conducted in Year: 2013-2014									
SR.N O.	DATE	Name of Project	Organised By	Level	Participant			Max Hours alloted	No. of Beneficiaries
					Male	Female	Total		
1	9/5/2013	Water project at thakur college	Thakur Coll	U	3	0	3	6	30
2	4/6/2013	Nss prize distribution at churchgate	NSS Unit	U	5	0	5	8	50
3	5/6/2013	World enviornment day at Kalina campus	Univ. NSS Unit	U	4	0	4	6	40
5	18/7/13	Nss orientation Programme	Coll. NSS Unit	U	28	59	86	4	860
6	18/7/13	Inauguration of Confuscus Centre at Kalina	Univ. NSS Unit	U	9	10	19	8	190
7	19/7/13	Paper bag making training	Coll. NSS Unit	AB-I	43	60	103	3	1030
8	20/7/13	Beach cleaning competition of Malhar	St. Xavier Col	AB-I	5	0	5	8	50
9	25/7/13	Talk on malaria awareness	Coll. NSS Unit	AB-I	40	73	113	3	1130
10	26/7/13	Tree plantation at Baba Gagandev Ashram	Stanchart Bank	U	5	0	5	8	50
11	27/7/13	Tree plantation at Baba Gagandev Ashram	Stanchart Bank	U	5	0	5	8	50
12	28/7/13	Save Electricity Project	Coll. NSS Unit	U	27	16	43	4	430
13	30/7/13	Planing for blood donation drive	Coll. NSS Unit	AB-II	44	50	94	6	940
14	31/7/13	Blood donation drive & Thalessemia check up	Coll. NSS Unit	AB-II	30	50	80	8	800
15	2/8/2013	Paper Bags With Messages of Malaria	Coll. NSS Unit	AB-I	16	37	53	4	530
16	10/8/2013	Rakhi Selling	Kakubhai	AB-I	33	54	87	5	870
17	10/8/2013	Talk on status of women at Anubhav Mumbai	Anubhav	AB-I	1	4	5	5	50

18	12/8/2013	Meeting to plan Independence day	Coll. NSS Unit	C	40	45	85	2	850
19	15/8/13	Independence day celebrations	Coll. NSS Unit	C	35	40	75	5	750
20	21/8/13	Ek Sur Tal at At Prabhodan Thakre		AB-I	3	7	10	6	100
21	23/8/13	Prize distribution of Mrtunjay at NESCO	Mumbai Police	AB-I	12	39	51	6	510
22	24/8/13	Group Bonding & Personality Development at Anubhav Mumbai	Anubhav	AB-I	0	11	11	6	110
23	24/8/13	Paper Bags With Messages of Malaria	Coll. NSS Unit	AB-I	16	37	53	4	530
24	25/8/13	Chatra sansad at Parel	Univ. NSS Unit	U	5	0	5	10	50
25	26/8/13	Chatra sansad at Parel	Univ. NSS Unit	U	5	0	5	10	50
26	1/9/2013	Save Electricity Project	Coll. NSS Unit	AB-I	16	27	43	4	430
27	3/9/2013	Disaster management workshop at Dalmia College	Dalmia	U	2	0	2	8	20
28	4/9/2013	Disaster management workshop at Dalmia College	Dalmia	U	2	0	2	8	20
29	5/9/2013	Teachers day Celebrations	Coll. NSS Unit	C	35	40	75	3	750
30	11/9/2013	Meeting for Ganpati Bandobast	Coll. NSS Unit	AB-I	30	50	80	1	800
31	13/9/13	Ganpati Visarjan bandobast	Mumbai Police	U	8	23	31	8	310
32	15/9/13	Ganpati Visarjan bandobast	Mumbai Police	U	11	23	34	8	340
33	24/9/13	Nss Day Celebration	Coll. NSS Unit	AB-I	30	60	90	4	900
34	31/9/13	Paper Bags With Messages of HIV & AIDS	Coll. NSS Unit	AB-I	16	37	53	4	530
35	19/9/13	NAAC Visit	Nk College	C	14	26	40	8	400
36	20/9/13	NAAC Visit	Nk College	C	15	35	50	8	500
37	9/10/2013	Meeting to encourage students about	Coll. NSS Unit	AB-I	30	40	70	2	700

		the importance of Rural camp							
38	23/11/13	Pulse Polio Drive at Malad Station	BMC	AB-I	3	8	11	8	110
39	24/11/13	Pulse Polio Drive at Malad Station	BMC	AB-I	3	8	11	8	110
40	25/11/13	Pulse Polio Drive at Malad Station	BMC	AB-I	3	8	11	8	110
41	26/11/13	Save Electricity Project	BMC	AB-I	16	27	43	4	430
42	26/11/13	Pulse Polio Drive at Malad Station	BMC	AB-I	3	8	11	8	110
43	27/11/13	Pulse Polio Drive at Malad Station	BMC	AB-I	3	8	11	8	110
44	28/11/13	Meeting to plan second term activities	Coll. NSS Unit	AB-I	25	45	70	2	700
45	28/11/13	Pulse Polio Drive at Malad Station	BMC	AB-I	1	3	4	8	40
46	29/11/13	Pulse Polio Drive at Malad Station	BMC	AB-I	1	3	4	8	40
47	30/11/13	Paper Bags With Messages of Women Empowerment	Coll. NSS Unit	AB-I	16	37	53	4	530
48	30/11/13	Cleaning & Awareness Drive at Bhadran Nagar/Daruwala Compound	Coll. NSS Unit	AB-I	9	11	20	4	200
49	1/12/2013	Save Electricity Project	Univ. NSS Unit	AB-I	16	27	43	4	430
50	6/12/2013	Talk on Voter registration & Voter Awareness	VBI	AB-I	25	30	55	8	550
51	7/12/2013	Cleaning & Awareness Drive at Bhadran Nagar/Daruwala Compound	Coll. NSS Unit	AB-I	8	12	20	4	200
52	9/12/2013	Voter Registration Drive & Checking of forms & Documentation	VBI	AB-I	7	13	20	4	200

53	10/12/2013	Voter Registration Drive & Checking of forms & Documentation	VBI	AB-I	6	14	20	4	200
54	11/12/2013	Voter Registration Drive & Checking of forms & Documentation	VBI	AB-I	8	12	20	4	200
55	12/12/2013	Voter Registration Drive & Checking of forms & Documentation	VBI	AB-I	6	14	20	4	200
56	13/12/13	Voter Registration Drive & Checking of forms & Documentation	VBI	AB-I	9	11	20	4	200
57	14/12/13	Voter Registration Drive & Checking of forms & Documentation	VBI	AB-I	6	14	20	4	200
58	16/12/13	Cleaning & Awareness Drive at Bhadran Nagar/Daruwala Compound	Coll. NSS Unit	AB-I	7	13	20	4	200
59	16/12/13	Nirbhaya Program at University	Univ. NSS Unit	U	1	1	2	8	20
60	16/12/13	Nirbhaya Rally organised by RISE	RISE	AB-I	22	30	52	6	520
	16/12/13	Awareness and Sensitization Programme organised by RISE at Kirti College	RISE	AB-I	12	15	27	6	270
63	17/12/13	Visit to Arnala school to conduct activities with students	Coll. NSS Unit	AB-I	3	3	6	8	60
63	18/12/13	College Day celebrations	Coll. NSS Unit	C	31	40	71		710

64	23/12/13	Evaluation Meeting for work progress	Coll. NSS Unit	AB-I	25	35	60	2	600
65	3/1/2014	Paper Bags With Messages of Vote is Might	Coll. NSS Unit	AB-I	16	37	53	4	530
66	5/1/2014	Save Electricity Project	Univ. NSS Unit	AB-I	16	27	43	4	430
67	5/1/2014	Cleaning & Awareness Drive at Bhadran Nagar/Daruwala Compound	Coll. NSS Unit	AB-I	8	12	20	4	200
68	10/1/2014	Meeting to evaluate work in adopted area	Coll. NSS Unit	AB-I	25	30	55	2	550
69	12/1/2014	Cleaning & Awareness Drive at Bhadran Nagar/Daruwala Compound	Coll. NSS Unit	AB-I	9	11	20	4	200
70	13/1/14	Cleaning & Awareness Drive at Bhadran Nagar/Daruwala Compound	Coll. NSS Unit	AB-I	7	13	20	4	200
71	12/1/2014	Meeting at Anubhav Mumbai	Anubhav	AB-I	0	2	2	4	20
72	19/1/14	Pulse Polio Drive at Malad Station	BMC	AB-I	1	3	4	8	40
73	20/1/14	Pulse Polio Drive at Malad Station	BMC	AB-I	1	3	4	8	40
74	21/1/14	Pulse Polio Drive at Malad Station	BMC	AB-I	1	3	4	8	40
75	22/1/14	Pulse Polio Drive at Malad Station	BMC	AB-I	1	3	4	8	40
76	23/1/14	Poster Painting: Theme Women Empowerment	Anubhav	AB-I	4	20	24	3	240
77	23/1/14	Workshop on Disaster Management	Coll. NSS Unit	AB-I	19	40	59	3	590
78	23/1/14	Pulse Polio Drive at Malad Station	BMC	AB-I	1	3	4	8	40
79	24/1/14	Pulse Polio Drive at Malad Station	BMC	AB-I	1	3	4	8	40

80	19/1/14	Cleaning & Awareness Drive at Bhadran Nagar/Daruwala Compound	Coll. NSS Unit	AB-I	6	14	20	4	200
81	27/1/14	Audition at Anubhav Mumbai	Anubhav	AB-I	4	4	8	4	80
82	30/1/14	Street Play at Anubhav Mumbai	Anubhav	AB-I	4	6	10	6	100
83	31/1/14	Paper Bags With Messages of Save Electricity	Univ. NSS Unit	AB-I	16	37	53	4	530
84	1/2/2014	Annual Day of Anubhav Mumbai	Anubhav	AB-I	7	26	33	8	330
85	2/2/2014	Save Electricity Project	Univ. NSS Unit	AB-I	16	27	43	4	430
86	6/2/2014	Assistance for Sports day	Coll. NSS Unit	C	6	2	8	6	80

ANNEXURE-IV (b)**ROTARACT CLUB OF KHANDWALA COLLEGE**

<i>ACTIVITY</i>	<i>No. Of Rotaractors Involved</i>
Community service:-	
1. Food distribution (after 1 st GBM)	11
2. Flush the waste, lush the street	26
3. Food distribution (after garba nite)	8
4. 26/11	20
5. Vada pav	11
Club service:-	
6. Friendship day	17
7. Dj party	30
8. Teachers day	45
9. Chocolate power	7
10. Theme GBM Fire and Ice	78
11. Garba nite	100
12. ROFL	14
13. Fun in sun	12
14. Prank o mania	2
International service:-	
15. Peace rally	20
16. Family day	2

Professional development:-	
17. ABCD(dance workshop)	32
18. Project management	24
19. Paper quilling and card making	17
20. Graphology seminar	44
Web communication:-	
21. Banner designing	4
22. Photography	2
Public relations:-	
23. Naam bolta hai	7
24. Currency bachao campaign	20
25. Being santa gifting santa	3
26. Do not disturb lecture in progress	2
27. Emo months	2
28. Vcare cancer	3

ANNEXURE-IV (c)**NKARE SOCIAL CELL 2013-14**

List of activities conducted by “Nkare Social Cell 2013-14”

<i>Sr.no</i>	<i>Date</i>	<i>Name of Activity</i>	<i>Total no. of participation</i>
1	24/7/13	Orientation	120
2	20/7/13 & 22/7/13	Stationary Distribution	40
3	20/7/13	Donation of Fees	5
4	26/7/13 & 27/7/13	Tree Plantation	50
5	30/7/13	Blood Donation Camp	20
6	6/8/13 to 8/8/13	Rakhi Sale	45
7	13/9/13 & 15/9/13	Traffic Control	25
8	19/9/13	Juhu Beach Clean up	75
9	21/11/13 to 23/11/13	News Paper Drive	20
10	25/12/13	Orphanage Visit	40
11	13/1/14,15/1/14 & 20/1/14	Operation Black Dot	15
12	3/2/14 & 11/2/14	Nukkad Natak	40
13	13/2/14 to 15/2/14	Stationary Drive	45
14	7/3/14	Village Visit	70

ANNEXURE – IV (d)

COLLEGE WOMEN DEVELOPMENT CELL

(2013-14)

- The CWDC organised a Poster making and Slogan competition for all students on **“Women in a new challenging avatar”**.
- On 12th August 2013, the WDC organised a talk by Dr. Neepa a Gynecologist for girl students on **“health, hygiene and birth control”** in the conference room. It was very well attended with 100 students listening, learning and interacting with the doctor. It was organised in association with an NGO Young Concepts.
- On 15th August 2013, the CWDC distributed badges **“Save the Girl Child”** to all who had come to attend the Flag Hoisting Ceremony.
- An essay writing competition was held on 27th August 2013, for all students on three women related topics in English, Hindi, Marathi and Gujarati. Laws help in controlling Eve Teasing, Domestic Violence is Violation of Human Rights, Role of Women in Protecting Rights of Women.
- In AAGMAN the intra-college youth festival, held across all streams in the college, article writing competition was held and the participants wrote on the topic – **“Women Empowerment”**
- On 16th September 2013, Kritika Chandra Shekhar, a student of SYBA demonstrated the art of self defense through Martial Arts in Gala College, Santa Cruz(E).
- On 20th January 2014 the WDC along with Students’ Council organised a poster making and essay competition under the aegis of the Voter’s List Authority, Election Commission, Government of India. The topics was **“Prabhavi Jagrut Matdar Aslayacha Abhimaan”**. This competition was organised to celebrate National Voters Day on 25th January.

- Our student, Jay K. Shah of SY B Com, under the guidance of Mr Pramod of Colours and Shades Academy, Kandivli organised an exhibition in KES College of posters on “Violence against Women” on 10, 11 and 12 Feb 2014.
- Our student, Jay K. Shah of SY B Com, under the guidance of Mr Pramod of Colours and Shades Academy, Kandivli organised an exhibition at Mahavir Nagar, opposite Natural Ice Cream “Violence against Women” on 22 and 23 Feb 2014.

ANNEXURE – IV (e)

WHITE LEAF

Under **White Leaf**, our students visit “SEVALAYA” an NGO in Borivli every Saturday and teach the girls staying there. Most of the girls work from as domestic workers and some of them also work in call centres and hotels. 12 girls are studying in 12th grade and 8 girls are in 10th grade. The students conduct test for the girls regularly and keep a check on their improvement. The students also conduct laughter and career guidance sessions for them.

ANNEXURE – IV (f)

GANDHIAN STUDIES CENTRE

Under **Gandhian Studies Centre** Peace examination was conducted in which 97 students participated. Several other activities like Cloth Bag Exhibition cum Sale, Skits based the life and values of Gandhiji were conducted. Pledge Against Nuclear Weapons on Hiroshima Day, several lectures and competitions were also held to spread Gandhian ideology among the youth. 120 students are enrolled in the centre.

Accountancy

CA D. K. Vora	FYBCOM (A)- 1:105 TYBCOM (A)- 1:97	SYBCOM (C)- 1:103 TYBCOM (B)- 1:126	TYBCOM(C)- 1:126
CA V.S. Manudhane	FYBCOM (F)- 1:125 TYBCOM (A)- 1:97	TYBCOM (B)- 1:126 TYBCOM (C)- 1:126	TYBCOM (D)- 1:118 TYBCOM (E)- 1:121
CA H.K. Godhia	FYBCOM (A)- 1:125 TYBCOM(A)- 1:97	FYBCOM (C)- 1:126 TYBCOM(B)- 1:126	TYBCOM(C)- 1:126 TYBCOM(D)- 1:126
CA Reena S. Desai	FYBCOM (B)- 1:125 TYBCOM (A)- 1:97	FYBCOM (E)- 1:126 TYBCOM (B)- 1:126	TYBCOM(C)- 1:126 TYBCOM(D)- 1:118

Economics

Dr. G K Kalkoti	FYBCOM (A): 1:125 FYBCOM (C): 1:126 FYBA 1:129 TYBA: 1:33 TYBCOM: 1:97	-
Dr. Marina B. Pereira	SYBA 1:91 TYBA: 1:33	SYBCOM (A): 1:105 SYBCOM (C): 1:103 SYBCOM (D): 1:101
Ms. Ruchi Sagar	SYBCOM: 1:102 TYBCOM 1:126 FYBA: 1:129 SYBA: 1:91 TYBA: 1:33	
Mr. Monikantan S. Nair	FYBCOM (B): 1:125 FYBCOM (D): 1:124 FYBCOM (E): 1:126	TYBCOM (B) 1:126 TYBCOM (D) 1:118 TYBA: 1:33

English

Ms. Nita U. Dhote	FYBCOM (A)- 1:125	FYBCOM (C)- 1:126 FYBCOM (E)- 1:126
Ms. Sneha Louis	FYBA-1:129 FYBCOM (B)- 1:125	FYBCOM (D)- 1:124
Mr. Nandkishor Damodar Sonar	FYBCOM (F)- 1:125	

Geography

Mr. Suresh Shetkar	FYBCOM (A) 1: 125 SYBA: 1:91 TYBA: 1:25	FYBCOM (B) 1: 125
Mr. Prakash Dongre	FYBCOM (C) 1: 126 FYBA: 1:129 TYBA: 1:25	FYBCOM (D) 1: 124
Dr. Moushumi Datta	FYBCOM (E) 1: 126 SYBA: 1:91 TYBA: 1:25	FYBCOM (F) 1: 125

Psychology

Ms. Maria D'Souza	FYBA-1:129	SYBA-1:91 TYBA- 1: 24
Mr. Vinay V. Prabhu	SYBA 1:91 TYBA: 1:24	TYBCOM (C): 1:126 TYBCOM (D): 1:97 TYBCOM (E): 1:35
Dr. Vidyadayini R. Shetty	TYBA 1:24 SYBCOM: 1:105	

Commerce

Mr. V.G.Suchak	SYBCOM (A) 1:105 SYBCOM (B)1:102	SYBCOM (C) 1:103 SYBCOM (D)1:101	SYBCOM (E) 1:105 TYBCOM (C) 1:126
Dr. B.M. Pithadia	SYBCOM (A) 1:105 SYBCOM (B) 1:102	SYBCOM (C) 1:103 SYBCOM (D)1:101	SYBCOM (E) 1:105 TYBCOM (A) 1:97
Dr. Preeti Tripathi	FYBCOM (B) 1:125 FYBCOM (D) 1:124	SYBCOM (F) 1:73 SYBA 1:91	TYBCOM (B) 1:126 TYBCOM (D) 1:118
Dr Kavita G. Kalkoti	FYBCOM (A) 1:125 FYBCOM (C) 1:126	FYBCOM (E) 1:126 FYBCOM (F) 1:125	TYBCOM (B) 1:126 TYBCOM (D) 1:118 TYBCOM (E) 1:121

Foundation Course

Dr. Vidyadayini R. Shetty	SYBCOM (A) – 1:105	-
Dr. Preeti H. Tripathi	FYBCOM (A) 1:125	-
Dr. Vivek J. Chaubey	FYBCOM (D) – 1:124; FYBCOM (E) – 1:126; FYBCOM (F) – 1:125;	SYBCOM (B) – 1:102 SYBCOM (C) – 1:103 SYBCOM (D)– 1:101 SYBCOM (E) – 1:105
Mr. Nandkishor D. Sonar	SYBA 1:91; FYBCOM (B)1:125;	FYBCOM (C)1:126; FYBA 1:129;

B.Law.

SYBCOM (A-F)- 1:561

Mathematics and Statistics

Mr. S.V. Kelkar	FYBCOM (A): 1:125 FYBCOM (D): 1:124	-
Dr. Madhukar H. Dalvi	FYBCOM (A): 1:125 FYBCOM (C): 1:126	-
Mr. Thomson Thomas	FYBCOM (B): 1:125 FYBCOM (F): 1:125	TYBCOM (A): 1:97

BAF ; BBI ; BFM

63 : 1

Bachelor of Management Studies (BMS)

1:20

Bachelor of Mass Media

1:20

BSC IT/CS

1:20

BSC Microbiology

1:30

M.COM.

- a) Dr. Bharat Pithadia 1 : 16
- b) Mr. Vijay G. Suchak 1 : 83
- c) Dr. G.K. Kalkoti 1 : 157
- d) Mr. Vinay Prabhu 1 : 16
- e) CA V.S. Manudhane 1 : 57
- f) Mr. Bharat Patel 1 : 57
- g) Dr. Preeti H. Tripathi 1 : 16
- h) Dr. Kavita G. Kalkoti 1 : 26
- i) Ms. Rupali Jain 1 : 26
- j) Mr. Ramnath N. Iyer 1 : 58
- k) Ms. Jigna Cholera 1 : 58

M. A. – Economics

MA Part I- 1:29; MA Part II- 1:35

M. A. – Geography

MA Geo Part I- 1:9; MA Geo Part II- 1:6

MSc –Information Technology

1:20

Note : Method of Computation - Ratio between a teacher & number of students of the respective subject.

Demand Ratio

Sr.No.	Course	No. of Applicaton	No. of Students Admitted	Demand Ratio
1	FYBCOM	1590	717	2.21
2	FYBA	130	121	1.07
3	FYBMS	610	136	4.49
4	FYBCOM (A&F)	507	67	7.57
5	FYBCOM (B&I)	144	55	2.62
6	FYBCOM (FM)	126	63	2.00
7	FYBMM	240	64	3.75
8	FYBSC (I.T)	421	116	3.63
9	FYBSC(CS)	84	64	1.31
10	FYBSC (MICRO)	107	36	2.97
TOTAL		3328	1439	2.31

Note : Demand Ratio is calculated by dividing the number of application received in the particular programme by the number of students actually admitted.

STUDENT SUPPORT ACTIVITIES

1. Inter-collegiate seminar

Kiran – The inter-collegiate seminar organized by BMS students

Quest – The inter-collegiate seminar organized by BAF/BBI/BFM students

2. Inter-collegiate festivals

Mirage - The inter-collegiate festival organized by BMS students

Pravaah - The inter-collegiate festival organized by BAF/BBI/BFM students

Montage- The inter-collegiate festival organized by BMM students

Zesty - The inter-collegiate festival organized by Bsc-IT/CS students

3. Alumni@Campus (A@C)

An interactive forum comprising of present students with the Alumni

4. Help Desk

An initiative to help students seeking admission to FYJC and Under Graduate students.

5. Social Cell- NKARE

A club formed to sensitize students to social issues

6. Career Development Cell

A club to help students with placements

7. Drama Club

A club formed to promote acting

8. Music Academy

A club formed to promote music

9. Harmony

An intra-collegiate festival to promote acting and music

10. Fresher's / Farewell Parties

11. One day Industrial Visits

12. Long Tours

ANNEXURE – VII

CDC ACTIVITIES (2013-14)

<i>Sr No</i>	<i>Name Of Event</i>	<i>Date Of Event</i>	<i>No Of Partici-Pants</i>	<i>Resource Person</i>
1	GeeBee Education Fair	4 th May 2013	24	
2	Opportunities to work part time in organization around Malad and Kandivali	28 th June 2013	39	Mr. A. N. Roy
3	Investiture Ceremony of the CDC Executives	29 th June 2013	13	ICICI Prudential (Mr. Tejas Vittlani)
4	Seminar on “Expected jobs and salaries for fresh graduates”	25 th July 2013	29	NIIT(Ms. Chandani)
5	Aptitude Test	26 th July 2013	40	NIIT(Ms. Chandani)
6	Work-shops on “Resume Writing” and “Group Discussion”	29 th July 2013	35	Indian Business School (Ms. Shobha Ganesh)
7	Mock Interview	10 th August 2013	18	SEED Info Tech (Mr. Rajeev Gupta)
8	AMCAT Online Test	4 th October 2013	58	Aspiring Minds (Vineet Sir)
9	One day Industry-Academia Interface organized by TCS	24 th September 2013		TCS
10	CDC played host to Mphasis which conducted its recruitment drive at our campus	21 ST And 22 ND JANUARY 2014	200	Mphasis
11	SEED Info Tech	31 st January 2014	65	SEED Info Tech (Rahul

	conducted its recruitment drive			Sir)
12	An NGO : Skills Academy	08 th February 2014	44	Mr. A.N. Roy
13	Muthoot Fin Corp conducted Recruitment Process	20 th February 2014	15	Muthoot Fin Corp(Ali sir, Naik sir)
14	Seminar on “An Holistic Grooming Approach”	21 st February 2014	57	Mr. Jigar Desai
15	Recruitment Process by Primetam Hr Solutions	21 st February 2014	9	Ms. Aanchal Shroff
16	Workshop on “Stress management through Spirituality”	21 st February 2014	34	Ms. Meha Todi
17	Music Therapy	22 nd February 2014	42	Mr. Freddy Singhraj
18	Mock Interview	22 nd February 2014	15	Mr. Jayesh Virkar

ANNEXURE – VIII

COUNSELLING CELL (2013-2014)

The counselling cell of N.K. College this year handled 45 cases. Out of these 36 were successfully resolved with the sessions permanently terminated, three were discontinued by the client and five are ongoing. The most common cases that came to light have been related to stress, depression, suicidal tendencies, anxiety, parental pressure, relationship issues, emotional issues related to abuse, low self-esteem, poor body image, vitamin B12 and vitamin D deficiencies causing psychological problems and career guidance.

Usually, the sessions are held with the students but if the need arises, parents are also involved. Parents are called for sessions in the cases related to parental pressure regarding studies.

During this year workshops were also conducted for first year Bsc IT students based on personality development, developing positive attitude and self-esteem. Apart from this workshop was held for Bcom students also on positive attitude and how to handle stressful situations.

STUDENT AID FUND (Book Bank Facility)

<i>Class= Book Bank Facility</i>	<i>No. of Students</i>
F.Y.B.Com	19
F.Y.B.A	05
S.Y.B.Com	17
T.Y.B.Com	57
TOTAL	98

<i>Class-scholarship</i>	<i>No. of Students</i>	<i>Amount</i>
F.Y.B.Com.	03	10,503
S.Y.B.Com.	02	6,562
T.Y.B.Com.	22	72,182
TOTAL	27	89,247

BEST PRACTICES

1. Title of the Practice:

Improving Teaching and Learning Process

2. Goal

To achieve the principles of the teaching / learning process which are multi-fold. The principles on the basis of which this best practice was decided was – to raise the curiosity of a student in a particular topic, to encourage the students to question the obvious and to increase the interaction in the class.

3. The Context

Rapid advancement in technology is one of the major issues that affect the teaching/learning process. The facilitators find it difficult to keep pace with the techno-savvy learners. Further there is rapid change taking place in technology which aggravates the problem. Keeping the audience captivated throughout the lecture is another challenge. The facilitator is required to use a variety of tools to keep the learner engaged in the learning process. Having access to a variety of tools all the time may not be possible. Today knowledge is just a click away to the learner; a challenge faced by facilitators is to keep pace with the latest news and happenings. The teaching/learning process is given immense importance in the institute. The institute is as good as its students. The students are as good as the teachers. The institute trains their facilitators continuously to help them enhance their teaching abilities. The learning imparted to the teachers is implemented in enhancing the learning experience of the learner.

4. The Practice

The teaching /learning process starts with designing of a lecture plan by the facilitator. The lecture plan is given in advance to the learners. The facilitator initiates a discussion or tells a story or questions the learners before defining the objectives. The objectives of the lectures are defined to specify to the learner the learning outcomes. During the lecture, discussions and questioning is encouraged. Holistic learning is encouraged through the continuous evaluation system. Various forms of assessment are used for continuous evaluation such as group discussions, assignments, PowerPoint presentations, class test to name a few. Various

co-curricular activities are also organized for the learners. These activities give an opportunity to the students to put their knowledge into application.

An aspect very unique about our teaching /learning process is the freedom given to learners to share their views and ideas. Even ideas that sound impractical are discussed and a proper explanation is given to the learners why they cannot be implemented. The learner is the part of the learning process rather than just a spectator of the same.

A major limitation of the teaching /learning process is the time constraint. The facilitators have various ideas which they would like to implement in their class, however due to paucity of time all of them cannot be implemented.

5. Evidence of success

The evidence of success is visible, qualitatively as well as quantitatively. The qualitative indicators are a more positive outlook towards life, improvement in etiquettes and desire to understand things rather than learning by the rote. The quantitative indicators for learners who actively participate in co-curricular activities are that they show improvement in academic performance. Students who have passed out have done extremely well in the corporate world. Some students have put their learning into application by starting their own businesses.

The results bring some prominent factors to light. Some of the factors are that students when shown the right direction and given the right encouragement can achieve the goals they desire. Holistic development rather than only academic success contributes in creating socially sensitive individuals which is a prominent requirement of educational institute.

6. Problems encountered and Resources Required

The non-availability or non-workability of technology is one of the major problems encountered in the teaching learning process. Further, encouraging discussions in the lecture becomes self-obliterate towards its aim, at times. Questions posed by learners may not be to find an answer to the problem but to test the knowledge of the facilitator. The span of interest of the learners is very short. Teachers today have to play the role of an educator and entertainer combined, rather than just an educator.

Resources in terms of finance are continuously required to upgrade technology requirements. This is not available consistently. In a city like Mumbai, space is another constraint. Activity based games cannot be implemented due to paucity of space.

7. Notes

The Academic Calendar is prepared before the beginning of the academic year. This aids the facilitators and the learners in understanding the time schedule for implementation of the learning process. Dedicated teaching and non-teaching staff are the pillars of strength of the teaching/learning process. Without a dedicated team, success cannot be achieved. The principal with her dynamic leadership style and constant guidance and support gives a prominent shape to the teaching/learning process.

8. Contact Details

Name of the Principal: Dr. Ancy Jose

Name of the Institution: Nagindas Khandwala

College

City: Mumbai

Pin Code: 400 064

Accredited Status: Reaccredited with „A” Grade

Work Phone : Fax: 022-28085424

Website: E-mail : www.nkc.ac.in principal@nkc.ac.in

Mobile: 09820460079

1. Title of the Practice:

Building innovative Library Facilities

2. Goal

The College aimed to implement innovative practices in the Library so as to make it of International standards. Some of the activities to fulfill this were to archive abstracts submitted to the organizers of the conferences through ICon-AD (Indian Conference Abstracting Database), which is an abstracting database. Creating a consultancy service that serves the needs of the librarians of other colleges. Helping the teachers, research scholars and the students to avail the excellence information service from our Library Referral Service to the Library Science professionals and teachers

3. The Context

Researchers need to refer to articles from authentic sources and the authors will benefit if they get citations. Through one of the best practices of the institution articles can be referred and the authors of the articles in the repository will receive citations by Indexed databases/journals. It acts as a link between user and the author of the abstracts and connects them for further sharing of information or intellectual discussion.

We feel, there is a need of sharing our skills acquired through various professional activities over the time. The skills shared with other Librarians help us understand the problems encountered by the Librarians and, while giving solutions, we also learn a lot from them. The queries received from the readers are analysed and based on the required time limit, the service is catered to the readers.

4. The Practice

As a Participating Institute, any Indian organization of any kind/sector, which had organized conferences and accepted abstracts for the same, can contribute the abstracts to ICon-AD. The abstracts are archived online using DSpace Open Source Software. The Library receives queries from the Librarians via e-mail. The solutions to their query/problems are intimated to them via e-mail. The Librarians also visit the Library to have detailed discussion on the issue. The practice helps the readers to know as where the information is located apart from our Library's collection. The Librarian directs the readers to the adjacent college libraries, if the title is available in the same. The books are procured under Inter-Library Loan facility.

The library has also started a certificate course for research scholars. The research scholars need to know sources of information and also the search techniques. Such information is available in many of the open access full-text journals/databases online. Considering this, the Certificate Course in Online Information Sources, Tools and Techniques (COIST) is started. The course helps the research scholars learn some crucial and essential online information sources and online information tools and techniques. The course will enable the research scholars to use the Internet more effectively and efficiently for the research studies and any other academic pursuits.

5. Evidence of Success:

The Colleges which had organised conferences are sharing the conference abstracts and the same is uploaded onto our website. The e-mails received by the Librarians are regularly documented. There are many Librarians of different Libraries are regularly contacting us to avail our consultancy service. The evidence of the practice is the increased number of referral queries. This also led to borrowing books from other libraries on Inter-Library Loan basis.

6. Problems Encountered and Resources Required

The installation of the open source software and uploading the abstracts on to the database is time consuming. Creating awareness among the organizers of the conference is time consuming requires regular follow-ups.

Some Librarians who get solutions on phone do not send their queries via e-mail. Thus it becomes difficult to document their queries. The consultancy service is offered with no monetary expectation

The referral service helps the readers, but the readers rely on the Librarian to procure/ arrange the book from other Libraries. This requires man power.

8. Contact Details

Name of the Principal: Dr. Ancy Jose
Name of the Institution: Nagindas Khandwala College
City: Mumbai
Pin Code: 400 064
Accredited Status: Reaccredited with „A” Grade
Work Phone : Fax: 022-28085424
Website: E-mail :
www.nkc.ac.in principal@nkc.ac.in
Mobile: 09820460079

SWOC ANALYSIS

Strengths	Weaknesses
<ul style="list-style-type: none"> ✚ <i>Excellent geographical location</i> ✚ <i>Focussed and proactive Principal</i> ✚ <i>Highly qualified, experienced and dedicated academic staff</i> ✚ <i>Dedicated and experienced support staff</i> ✚ <i>Student centric approach</i> ✚ <i>Student welfare and student support schemes</i> ✚ <i>Excellent infrastructure facilities</i> ✚ <i>A state of the art library</i> ✚ <i>Good network and links with the University</i> ✚ <i>Strong social commitment</i> ✚ <i>ISO 9001:2008 certified</i> ✚ <i>Quality circles and Quality Enhancement Teams</i> ✚ <i>Developed scientific temper and research culture in faculty and students</i> ✚ <i>Acknowledged as Best College</i> ✚ <i>Recipient of BEQET Award and Best Ensemble Faculty Award</i> ✚ <i>College results higher than the overall University results</i> ✚ <i>Khandwala Publishing House</i> ✚ <i>Vibrant Alumni</i> ✚ <i>Transparent and democratic decision making process</i> ✚ <i>Best practices that can be emulated by other Colleges</i> 	<ul style="list-style-type: none"> ✚ <i>Limited role permitted in syllabus framing</i> ✚ <i>Quality affected due to high student teacher ratio</i> ✚ <i>Lack of space due to metropolitan location</i>
Opportunities	Challenges
<ul style="list-style-type: none"> ✚ <i>Application for autonomy status</i> ✚ <i>Consultancy services to industries</i> ✚ <i>Future aim to be recognised as “College with Potential for Excellence”</i> 	<ul style="list-style-type: none"> ✚ <i>Making employability within existing framework</i> ✚ <i>Improved number of students placed</i> ✚ <i>Students from vernacular medium</i> ✚ <i>Catering to diverse needs of students within a class</i> ✚ <i>Space constraint</i>

ANNEXURE – XIII

ANALYSIS OF FEEDBACK FORMS

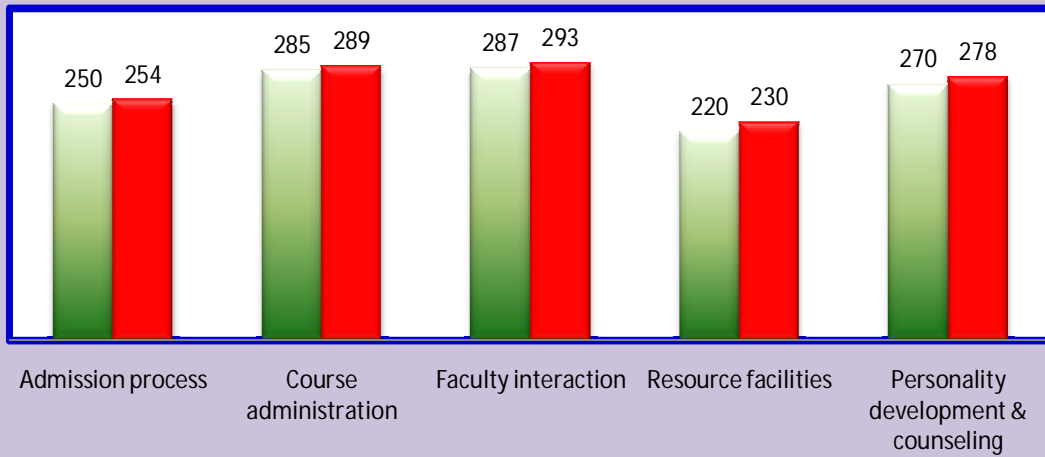
Criteria	Satisfied		Unsatisfied		Ratio	
	JAN'2013	JULY'2013	JAN'2013	JULY'2013	JAN'2013	JULY'2013
Admission process	250	254	50	46	5	5.52
Course administration	285	289	15	11	19	26
Faculty interaction	287	293	13	7	22	42
Resource facilities	220	230	80	70	2.75	2.87
Personality development & counseling	270	278	30	22	9	12.6
Average Ratio					11.55	17.80

Ratio = Satisfied / Unsatisfied

- The ratio indicates the number of students who were satisfied for each unsatisfied student. As can be seen in the table for all of the criteria the ratio is favourable. In the resource facilities it is the least, highest in faculty interaction.
- The average ratio of all the students is 11.55 in January 2013 and 17.80 in July 2013.
- The average ratio is thus tilted favourably towards the college.

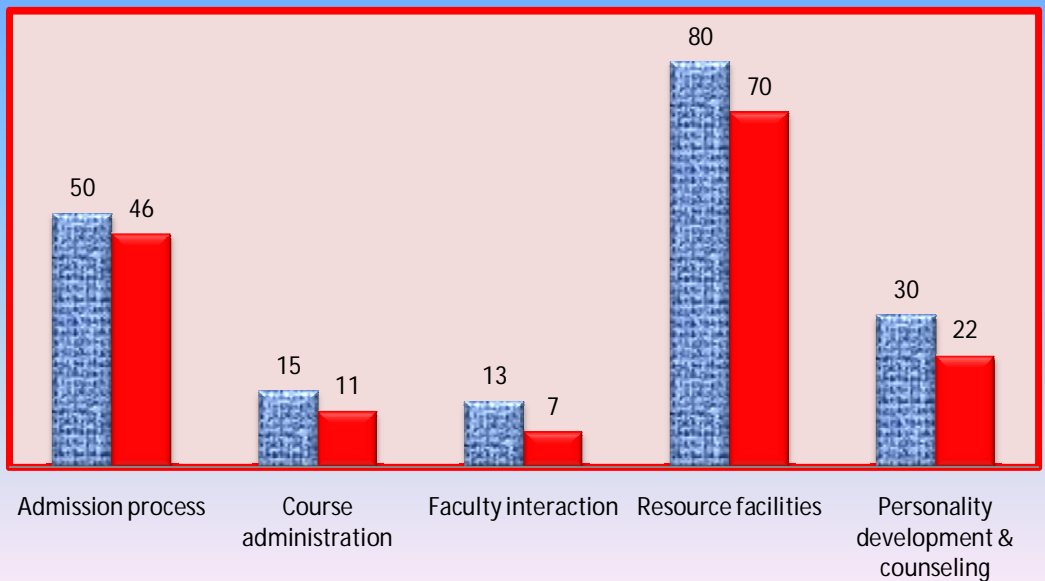
Satisfied

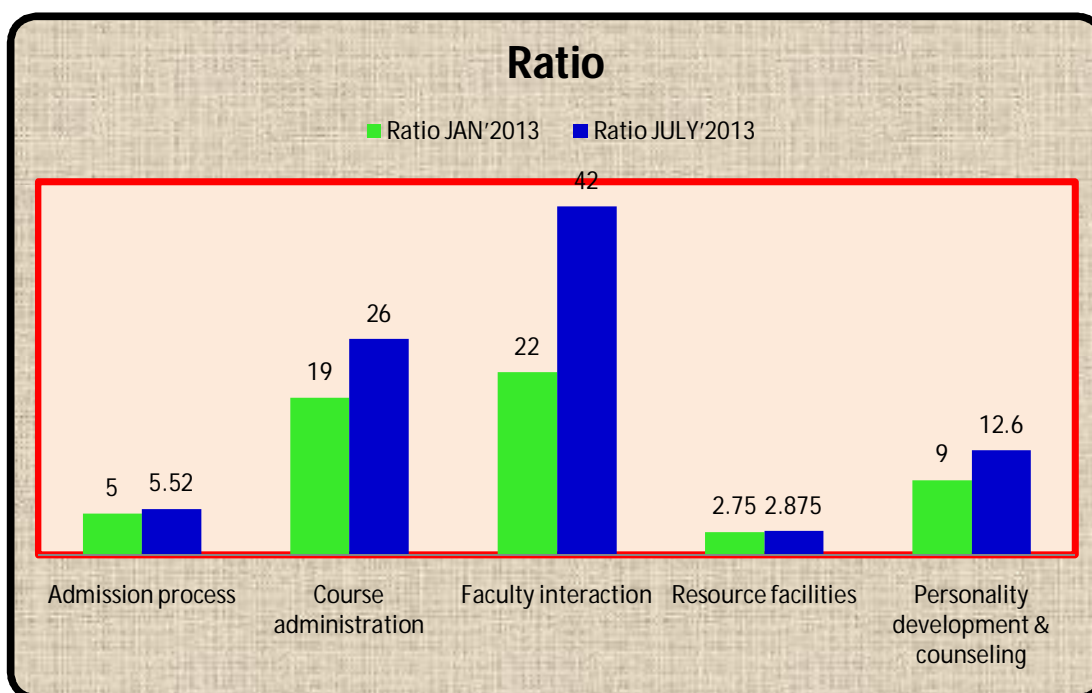
■ Satisfied JAN'2013 ■ Satisfied JULY'2013



Unsatisfied

■ Unsatisfied JAN'2013 ■ Unsatisfied JULY'2013





Measures Taken To Improve Happiness Ratio In January, 2013

- For improving the **Admission process** it was decided to ensure that the staff at the counter-windows would be sensitized by conducting regular meetings with the Principal.
- For **Course administration** the college will continue to take steps to ensure smooth delivery of course to the students. The teaching- learning process will be monitored regularly.
- For **Faculty interaction** the teaching staff would be requested to help the students and interact with them more. Moreover, the ratio of faculty interaction is the highest at 22.
- For **Resource facilities** the college would take steps to help in improving the facilities provided.
- For **Personality development & counseling** the college would try to improve the college counseling techniques.

Change In Feedback On The Basis Of Measures Taken To Improve Happiness Ratio

- The comparison of the average Happiness ratios for the months of January & July shows **significant improvement** in Faculty interaction and Course Administration, (from 22.00 to

42.00 and 19.00 to 26.00). In fact, the faculty interaction showed **excellent improvement** with only 7 respondents out of 300 who were unsatisfied in July.

- The Admission process and Resource facilities was found to be still lacking in the feedback with very little improvement. The college will look into the matter in the future and try out new ways to address this problem.
- The personality development and counseling in the college showed a minor improvement to 12.6 from 9.00.