


<b><u>Guest Lecture on</u></b>		
<b><u>Data Analysis using MS Excel – Pivot Table</u></b>		
<b>Date</b>	:	20 <sup>th</sup> March 2024
<b>Venue</b>	:	Online Mode – Google Meet
<b>Organizing Unit/Agency</b>	:	BMS in E-Commerce Operations
<b>Number of Participants</b>	:	20
<b>Activity</b>	:	The Department of BMS in E-Commerce Operations organized Guest Lecture on Data Analysis using MS Excel – Pivot Table which provided insights on how to create and perform analysis using Pivot Table.



MALAD KANDIVLI EDUCATION SOCIETY'S  
**NAGINDAS KHANDWALA COLLEGE**  
EMPOWERED AUTONOMOUS COLLEGE  
RE-ACCREDITED BY NAAC WITH "A" GRADE (4TH CYCLE)  
ISO 9001:2015 CERTIFIED

Dept. of BMS in E-Commerce Operations  
organizes

GUEST LECTURE ON

**DATA ANALYSIS USING MS EXCEL  
(PIVOT TABLE)**

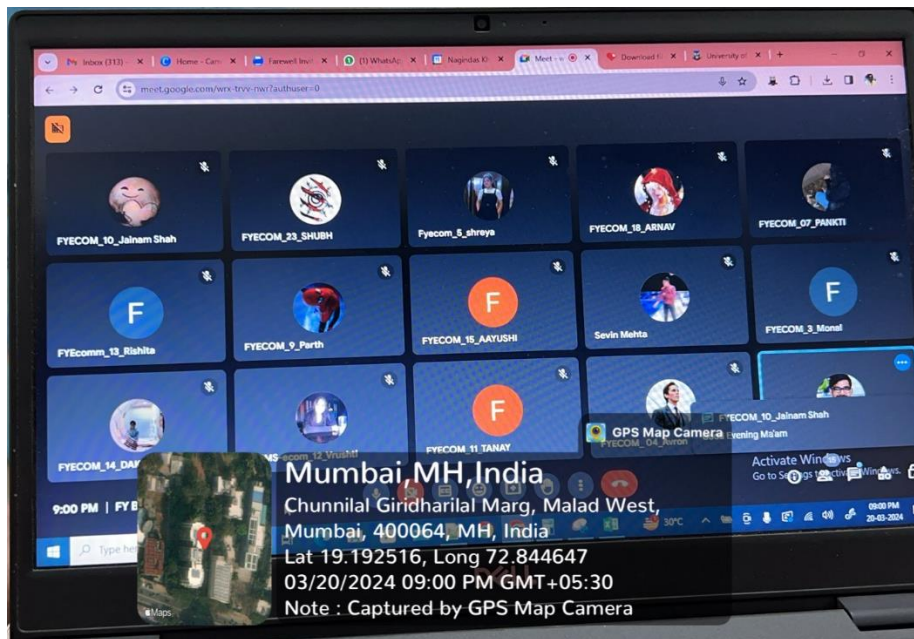
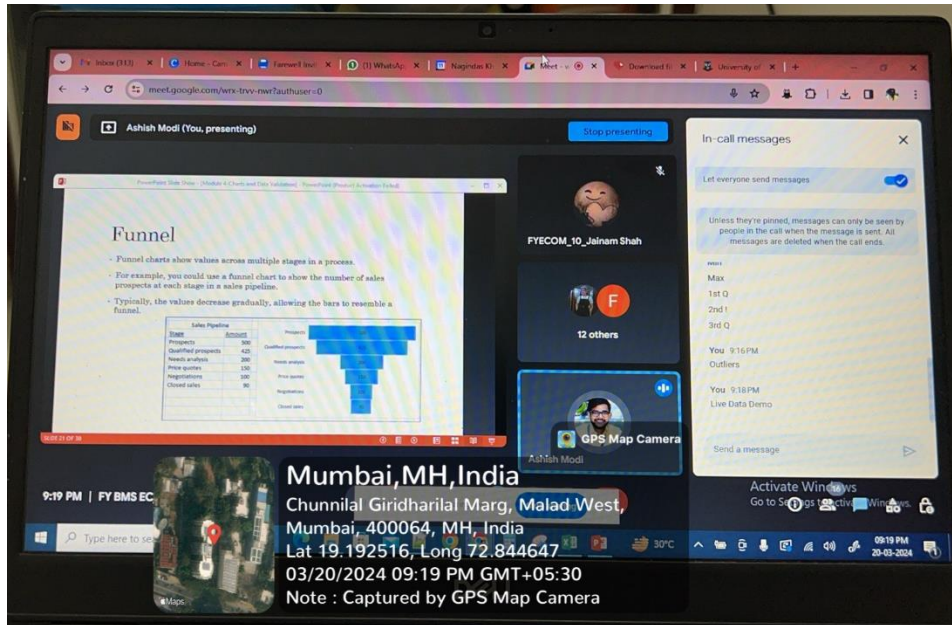
**-: RESOURCE PERSON :-**

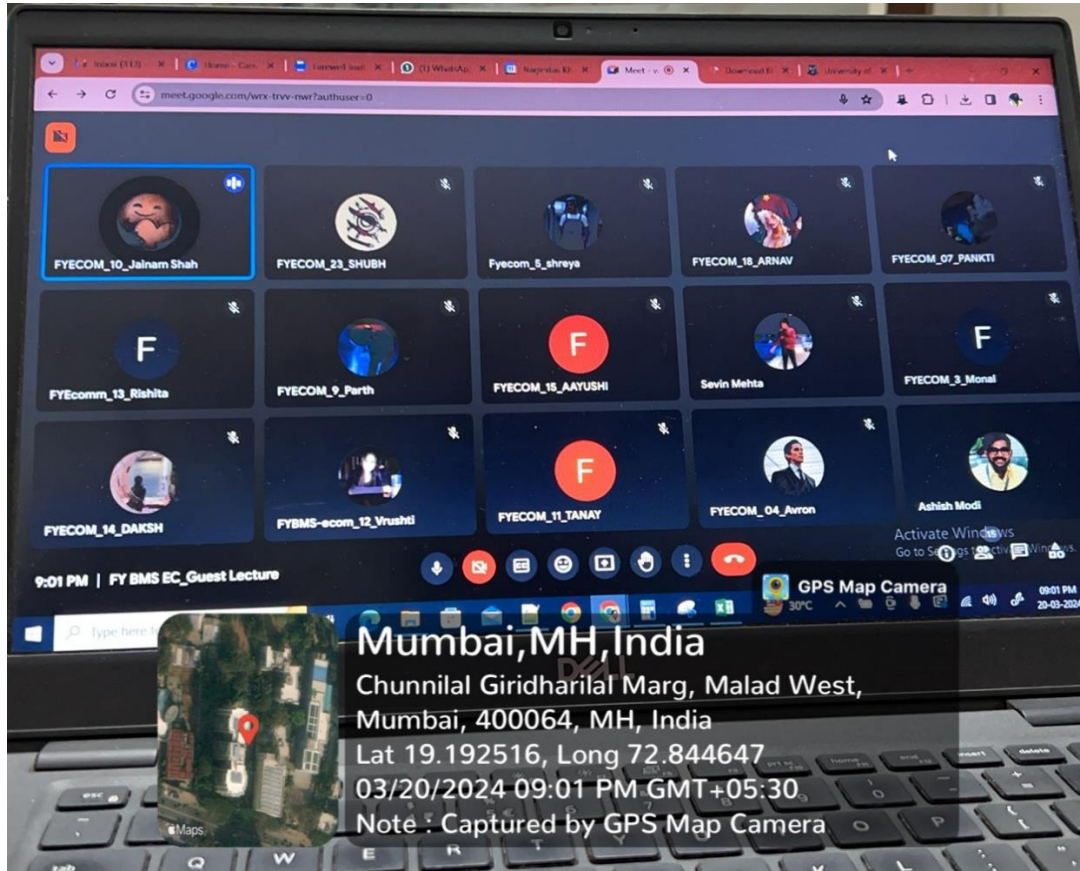
**MS. DRISHTI JALAN**  
SAP CONSULTANT, DELOITTE

**20TH MARCH 2024**

**TIME: 9:00 PM ONWARDS      VENUE: ONLINE MODE**

**Photographs**







**Nagindas Khandwala College**  
**(Empowered Autonomous College)**

